

IS AFRICA MEASURING UP TO ITS GOAL 16 COMMITMENTS?

**The Road to HLPF 2019
and Beyond**



The findings, interpretations, and conclusions expressed in this work do not necessarily reflect the views of SAIIA or UNDP or UN Member States. UNDP and SAIIA do not guarantee the accuracy of the data included in this work.

Copyright © 2019 UNDP, All rights reserved.



FOREWORD

This year's High-Level Political Forum (HLPF) will be reviewing progress on five specific goals, including SDG 16. Among the 51 countries that have volunteered to report at the HLPF 2019, more than a third are from Africa.

SDG 16 is an enabling goal for Agenda 2030 in that it provides the framework for peace, justice for all, and strong institutions – which are fundamental to accelerating the progress made in other SDGs, and to achieving the overall objective of leaving no one behind. In addition to the 12 targets in SDG 16, there are 24 targets from seven other SDGs that are linked to the aspiration of peace, justice and strong institutions. Together these targets are referred to as SDG16+, which illustrates the interlinkages between SDG 16 and other SDGs. Without peace, justice, inclusion and strong institutions, achieving other goals can be difficult to impossible, and, vice versa, various SDGs (such as poverty and climate change) can help or hinder the achievement of SDG 16.

This year's High-Level Political Forum (HLPF) takes stock of progress on the 17 SDGs and will be reviewing progress on five specific goals, including SDG 16. Two months later, at the General Assembly in New York in September 2019, heads of state and government will meet for the first four-yearly review of all 17 SDGs – the SDG Summit. Among the 51 countries that have volunteered to report at the HLPF 2019, more than a third are from Africa – the largest-ever contingent from the region reporting at the HLPF. The significant participation of African countries reflects the international leadership of African member states in ensuring that issues of governance and peace are central to the new development agenda. Voluntary national reviews, however, are not the endgame. These reviews must be built on to make future commitments to act.

This offers a critical opportunity to step up ambitions for SDG 16, and to make the case that targets related to justice, peace and inclusion are measurable – from reducing all forms of violence, to promoting the rule of law and access to justice, to promoting effective and accountable institutions and participatory democracy and to ensuring public access to information and fundamental freedoms. We know that measuring progress in such areas is not easy – it requires political and technical leadership and it takes patient investment in capacity. While some other goals in the SDG framework – like access to health and education – already benefit from decades of work on measurement and development of indicators, SDG 16 is starting from a very different place.

But this report demonstrates that this task is far from impossible. An increasing number of countries in Africa have official monitoring systems that supply timely and robust data and analysis on peace and governance to national policymakers. Multi-stakeholder approaches to monitoring SDG 16, which include government, academia, civil society and the international system, are essential to progress at any level.

This report also shows that stakeholders are working together within African countries in the pursuit of peaceful societies, access to justice, and effective, accountable and inclusive institutions – and are finding ways to monitor and report on progress.


Lamin Momodou Manneh

Director, UNDP Regional Service Centre for Africa


Dr Sarah Lister

Director, UNDP Oslo Governance Centre

March 2019



In the last two decades, African leaders have consistently made the argument that sustainable growth and socio-economic development are inextricably linked to peace and sound governance.



In the last two decades, African leaders have consistently made the argument that sustainable growth and socio-economic development are inextricably linked to peace and sound governance. For instance, in 2001 in the New Partnership for Africa's Development document, paragraph 71 boldly states:

"African leaders have learnt from their own experiences that peace, security, democracy, good governance, human rights and sound economic management are conditions for sustainable development. They are making a pledge to work, both individually and collectively, to promote these principles in their countries, sub-regions and the continent."

Strong institutions are needed to deliver the peace and governance that populations demand and deserve.

It is small wonder then that African states have thrown their weight behind the UN's 17 SDGs. While all these goals contain elements related to governance, they appear most directly in SDG 16, 'Peace, justice and strong institutions'. African states were at the forefront of championing the development of SDG 16 and the shape it eventually assumed.

In July 2019, the UN's HLPF will convene in New York, and 51 countries will report on their progress in implementing the SDGs through voluntary national reviews. African states – to the surprise of some – are among the most innovative and committed countries in measuring and reporting on the many (tangible) targets linked to SDG 16.

This report demonstrates the pioneering efforts and sense of purpose of African societies, including national statistical offices, governments and civil society groups, in measuring what many considered unmeasurable – progress in addressing manifestations of conflict, crime and corruption. This report will hopefully go some way to bringing the governance community closer to the statistical community in Africa and around the world.

SAIIA would like to pay tribute to the remarkable dedication, energy and talent of this report's author, Marie Laberge. She has managed to gather the views of stakeholders across the spectrum in 38 African states and waded through mountains of reports to extract nuggets that showcase African efforts to do justice to SDG 16.

We also thank the UNDP's Alexandra Wilde and Simon Ridley for their support, insight and can-do attitude that brought this report to life within such a short timeline. We further thank the many reviewers mentioned in the acknowledgements for their contributions to making this report stronger.

We hope that this report will be read and used, particularly through the striking infographics developed by Communication Visuelle's Marek Zeilinski that really tell the story of how SDG 16 is viewed and pursued in Africa. We would also like to acknowledge the efforts of SAIIA's publications head Alexandra Begg in pulling together this remarkable report in record time.

SAIIA is proud to add this report to the body of work on governance in Africa – especially through the African Peer Review Mechanism and other multi-stakeholder initiatives – we have produced for the last 15 years. We hope we can look back in 2030 and acknowledge the tremendous strides African states have indeed made in achieving SDG 16.

Elizabeth Sidiropoulos

Chief Executive, SAIIA

March 2019

ACKNOWLEDGEMENTS

This publication was authored by Marie Laberge, an independent consultant, on behalf of, and in close collaboration with, the South African Institute of International Affairs (SAIIA), the UN Development Programme's (UNDP) Regional Service Centre for Africa, the UNDP Oslo Governance Centre and the Global Alliance for Reporting Progress on Peaceful, Just and Inclusive Societies.

SAIIA and the UNDP would like to sincerely thank the following experts who served as peer reviewers of this publication: Steve Gruzd, Head: African Governance and Diplomacy Programme (AGDP), SAIIA; Alexandra Wilde, Senior Research and Policy Advisor, UNDP Oslo Governance Centre; Simon Ridley, Governance & Peacebuilding Officer-in-Charge; Justice, Human Rights and Peacebuilding Specialist, UNDP Regional Service Centre for Africa; Julia Kercher, Expert Consultant, Governance and Peacebuilding – SDG 16; David Steven, Program Director, Pathfinders for Peaceful, Just and Inclusive Societies; Senior Fellow, Center on International Cooperation, New York University.

This report could not have been written without the personal commitment and enthusiastic participation of our 126 survey respondents – government officials, civil society representatives, statisticians, parliamentarians and researchers directly involved in SDG 16-related processes in 38 countries across the African continent (see the list of responding countries and institutions in Annex 1). We are very grateful for the time they generously invested in completing the survey and in doing follow-up interviews, and for their candid sharing of insights 'from the frontline'.

We also acknowledge with sincere thanks the critical role played by the following colleagues for their contributions, support and assistance: staff in UNDP country offices across Africa, namely Algeria, Benin, Burkina Faso, Botswana, Cabo Verde, Cameroon, Central African Republic, Chad, Côte d'Ivoire, Egypt, Eritrea, Ethiopia, Eswatini, Ghana, Kenya, Lesotho, Liberia, Madagascar, Mali, Mauritania, Mauritius, Morocco, Namibia, Niger, Nigeria, Republic of Congo, Republic of Guinea, Rwanda, Senegal, Sierra Leone, Somalia, South Africa, Sudan, Tanzania, Togo, Tunisia, Uganda, Zambia and Zimbabwe; Jos de la Haye and Tomoko Vazeer, UNDP Regional Service Centre for Arab States; Lucy Turner and Anna Jiang, Global Alliance for Reporting Progress on Peaceful, Just and Inclusive Societies; Chelsea Shelton and Pinky Mehta, Rule of Law, Justice and Security Team, UNDP; Matthew Jenkins, Research and Knowledge Coordinator, Transparency International Secretariat; Soomin Lee, Program Associate, Center on International Cooperation, NYU.

ABOUT THE AUTHOR

Marie Laberge is a governance measurement expert with nearly 15 years of professional experience working with the UNDP at global (New York, Oslo) and regional levels (Asia and Africa) in supporting national efforts to measure and monitor governance, peace and security. She contributed to positioning the African community of statisticians as pioneers in demonstrating the feasibility for national statistical offices to produce harmonised official statistics on Sustainability Development Goal (SDG) 16 on peaceful, just and inclusive societies (see UNDP, *Voices from the Field: African Experiences in Producing Governance, Peace and Security Statistics*, 2017). She currently works with the UNDP on the methodological development of 'tier 3' indicators under SDG 16 that lack an internationally recognised methodology. She is the lead contributor to Transparency International's online course on 'Using Governance Data to Fight Corruption Across the SDGs' (2018) and has edited a series of users' guides for the UNDP on measuring different thematic areas of governance (mlaberge@governance-data.com).

CONTENTS



Foreword	
.....	4

Acknowledgements	
.....	8

Executive summary	
.....	12

1	
Introduction: Why this publication?	
.....	28

2	
Why is Africa well placed to lead on SDG 16?	
.....	34

Africa's leadership in measuring governance over the past 15 years.....	35
---	----

What African people say about the importance of SDG 16 in their day-to-day life.....	39
--	----

3	
Review of African voluntary national reports to date	
.....	42

4	
Introducing the survey on SDG 16 in Africa	
.....	52

Overview of survey respondents.....	53
'Big picture' findings	57

5	
Survey findings on the measurement of SDG 16	
.....	60

Making global SDG 16 indicators resonate at home	61
--	----

Partnerships and innovations for collecting better data on SDG 16	67
---	----

6	
Survey findings on the broader 'infrastructure' for planning, implementing and reporting on SDG 16	
.....	80

Who has a seat at the table? Stakeholder involvement in SDG 16 processes.....	81
---	----

Making SDG 16 matter in national planning, budgeting and reporting.....	86
---	----

7	
Survey findings on linking SDG 16 data to action	
.....	98

From SDG 16 data to policymaking and accountability	99
---	----

Annex 1	
Sustainable Development Goal 16 – Global targets and indicators	
.....	110

Annex 2	
Survey questionnaire	
.....	114

Annex 3	
List of countries and institutions that responded to the survey	
.....	122



EXECUTIVE SUMMARY



All eyes are on the High-level Political Forum (HLPF) on Sustainable Development to be held in July 2019, which will take the theme ‘Empowering People and Ensuring Inclusiveness and Equality’ and will review, among other goals, Sustainable Development Goal (SDG) 16 on ‘peaceful, just and inclusive societies’.

Among the 51 countries that have volunteered to report at the HLPF 2019, more than a third (18) are from Africa – the largest-yet contingent from the region reporting at the HLPF. This massive turnout from Africa, the year when SDG 16 is under thematic review, should not come as a surprise.

In the early stages of drafting the SDGs, Africa’s assertive stance on the importance of adopting a dedicated goal on governance and peace was instrumental in forging a global consensus on SDG 16. The continent has also demonstrated global leadership in promoting national efforts to measure governance over the past 15 years, notably through the African Peer Review Mechanism (APRM) established in 2003 – Africa’s own voluntary mechanism for countries to self-assess on governance – and the GPS-SHaSA initiative, a pioneering effort launched in 2011 by the African statistical community to produce harmonised statistics on governance, peace and security (GPS), as part of the AU’s Strategy for the Harmonization of Statistics in Africa (SHaSA).

This pivotal role played by Africa in the adoption of SDG 16 comes with a special responsibility to lead by example in its implementation and monitoring. This is how the idea for this stocktaking exercise on African preparations for the HLPF 2019 (and beyond) came about. To find out the state of play on SDG 16 in Africa, a survey was administered to government officials (from relevant ministries, parliaments, national statistical offices and national oversight institutions) and non-government actors (civil society organisations, research institutions and universities) across 38 African countries¹.

(1) The 38 countries that responded to the survey were Algeria, Benin, Burkina Faso, Botswana, Cabo Verde, Cameroon, Central African Republic, Chad, Côte d’Ivoire, Egypt, Eritrea, Ethiopia, Eswatini, Ghana, Kenya, Lesotho, Liberia, Madagascar, Mali, Mauritania, Mauritius, Morocco, Namibia, Niger, Nigeria, Republic of Congo, Republic of Guinea, Rwanda, Senegal, Sierra Leone, Somalia, South Africa, Sudan, Tanzania, Togo, Tunisia, Uganda, Zambia and Zimbabwe.



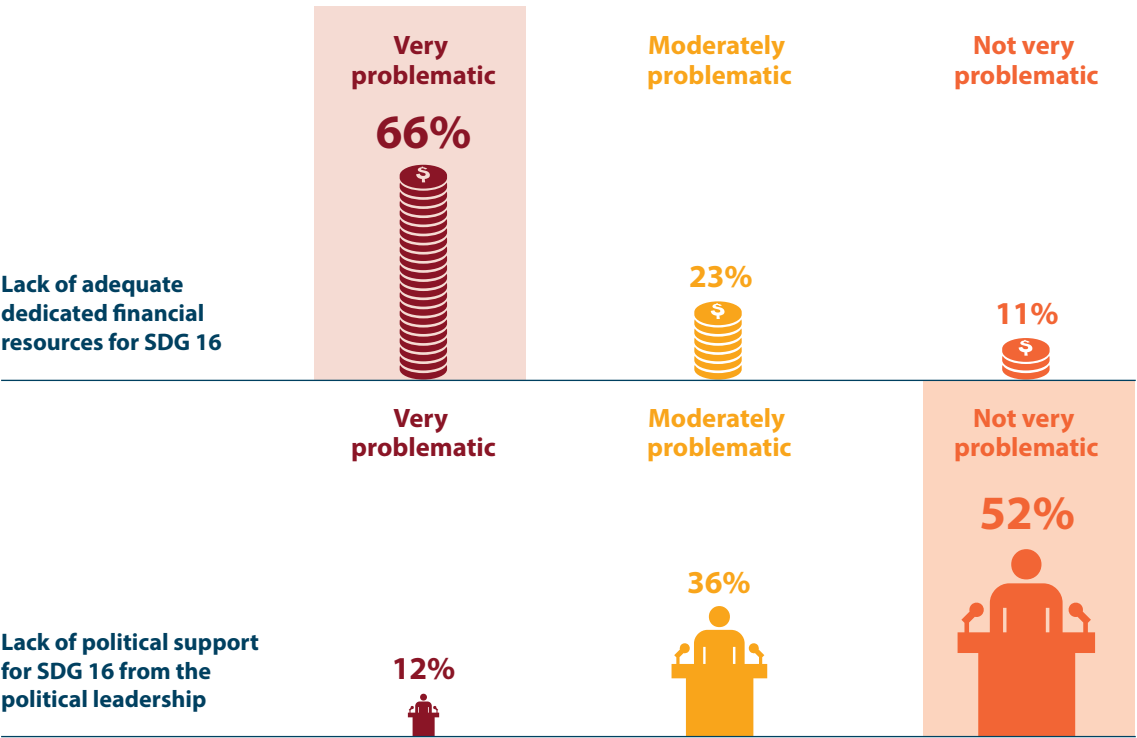
There is much to be hopeful about. While our stocktaking of African voluntary national reports (VNRs) submitted to previous HLPFs reveals shortfalls, a close look at recent experiences shows bold investments (political, technical and financial) and tremendous innovation across the continent to realise the 2030 Agenda's vision for 'inclusive' and 'country-led' reviews of progress on each goal, including SDG 16.

Below, we highlight 10 'key trends' distilled from the survey findings, VNRs submitted to previous HLPFs and more recent SDG 16-related documentation. For each trend we also offer recommendations derived from promising country experiences.

1 - Political commitment to SDG 16 is generally high.

African political leaders appreciate that SDG 16 is both a goal in itself and a crucial enabler to help deliver on all other SDGs. Just like the famous African proverb that says 'it takes a village to raise a child', several recognise that 'it takes strong institutions to raise a nation', from ensuring universal access to health and education, to promoting decent work opportunities, to nurturing safe urban communities. However, most (66%) respondents point out that strong political support for SDG 16 does not always translate into corresponding financial allocations for SDG 16-related processes.

How problematic do you find the following SDG 16-related issues in your country?



➤ *Strong political commitments to SDG 16 made by African leaders who see this goal as the bedrock of not only the entire SDG agenda but also of their own country's development trajectory should be matched by equivalent financial commitments for SDG 16-related processes. Without dedicated financial allocations for SDG 16, countries are struggling to establish open and participatory processes to localise, implement and monitor SDG 16, as called for by the 2030 Agenda.*

2 - While commitments to the 12 targets under SDG 16 are strong, countries tend to overlook other governance- and peace-related targets located under other goals.

Only a third of all 36 'SDG 16+'² targets measuring an aspect of peace, inclusion or justice are found in SDG 16. While several countries have identified targets under SDG 16 that, in their specific national context, have an accelerating effect on the achievement of other goals, few have considered the potential accelerating effects of the 24 other governance- and peace-related targets found under seven other goals.

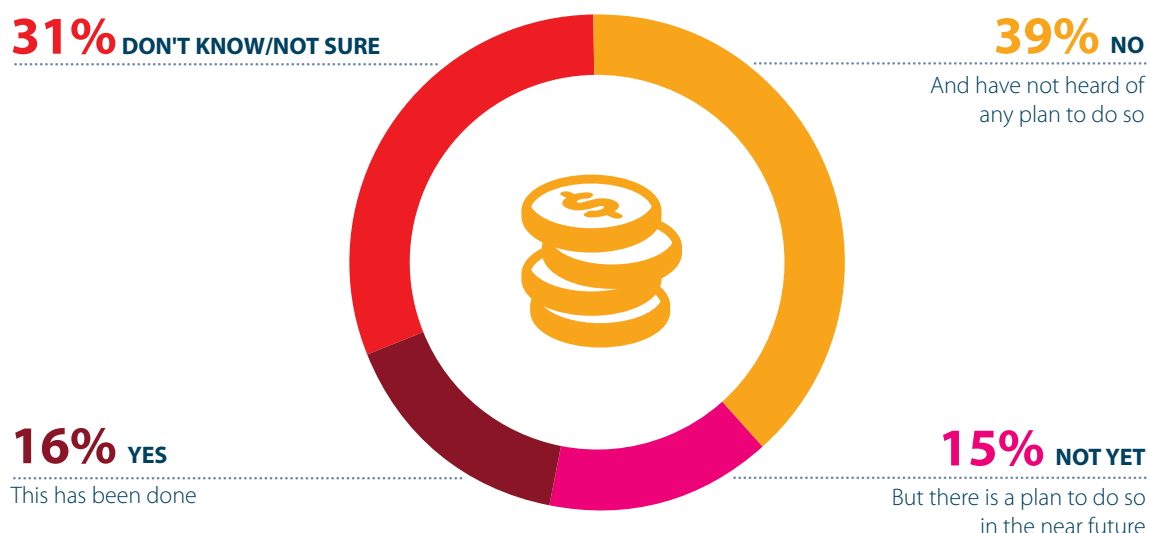
➤ *African countries would gain much from more systematically reviewing progress on the 24 other governance- and peace-related targets found under seven other goals. In certain contexts, some of these 'SDG 16+' targets can also unleash positive multiplier effects on the achievement of these other goals.*

(2) See Pathfinders for Peaceful, Just and Inclusive Societies, 'The Roadmap for Peaceful, Just and Inclusive Societies: A Call to Action to Change our World'. New York: Center on International Cooperation, September 2017.

3 - Some countries are embracing SDG 16 as a means to reinforce data sovereignty in the new domains of governance and peace statistics – and are making the necessary investments.

After all, matters of governance and peace touch on core issues of sovereignty, and have direct and profound effects on the development trajectory of any country. National governance statistics can give policymakers the means to conduct their own analysis of the situation and its evolution over time, instead of using international governance indicators that may not always fit the specificities of their country. However, statisticians explain that the resources needed to collect, analyse and quality-assure SDG 16 data are acutely lacking. Only 16% of government respondents said their country had allocated national funding specifically for the production of SDG 16 data.

To your knowledge, has national funding been allocated specifically to the production of SDG 16 data?



Note: Here, we analyse responses received from government respondents only, as this is information that may not be easily accessible to non-state actors (as confirmed by a high non-response rate among this category of respondents).

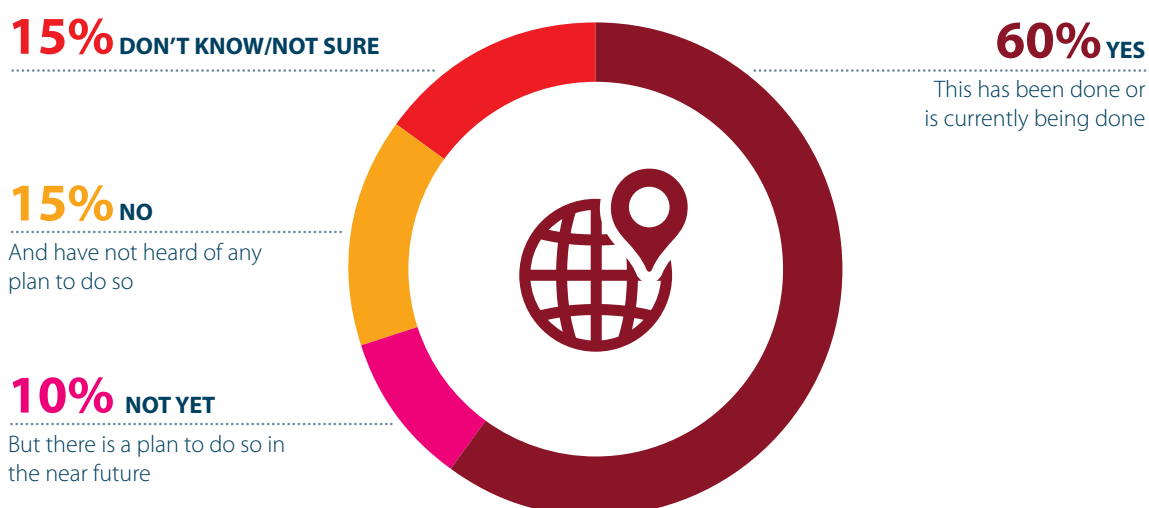
➤ To reinforce data sovereignty in the new domains of governance and peace statistics, SDG 16-related institutions need to prioritise budgetary allocations for the production of SDG 16 data. African countries can also find inspiration in their peers' efforts to establish dedicated units or teams with expertise in governance statistics within national statistical offices (NSOs).³

(3) See UNDP (UN Development Programme), 'Voices from the Field: African Experiences in Producing Governance, Peace and Security Statistics: Recommendations for National Statistical Offices for Monitoring Goal 16 on Peaceful, Just and Inclusive Societies'. Norway: UNDP Oslo Governance Centre, 2017a.

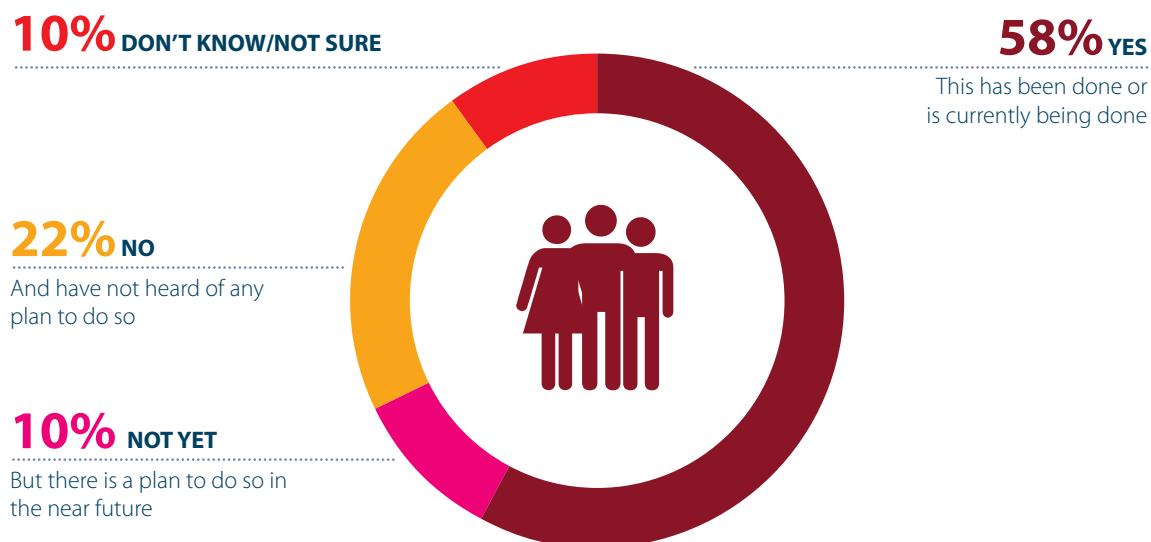
4 - Efforts to adapt global SDG 16 targets and indicators to the national context are growing, and such processes are increasingly open and participatory, but several countries have yet to make SDG 16 truly resonate at home.

Even if the 2030 Agenda explicitly encourages countries to tailor global SDG targets and indicators to their national setting, only 60% of survey respondents indicated that some efforts had been made by their country to localise SDG 16. Nearly the same proportion (58%) said the general public had been consulted in this process.

To your knowledge, has there been any effort so far to adapt/tailor global SDG 16 targets and indicators to fit your national context, for instance by adding new targets or new indicators or by changing their global formulation to better fit the local context?



To your knowledge, has the general public been invited to contribute to the process of identifying national priorities among SDG 16 targets and indicators, and/or to the process of adapting/tailoring global targets and indicators to the national context?

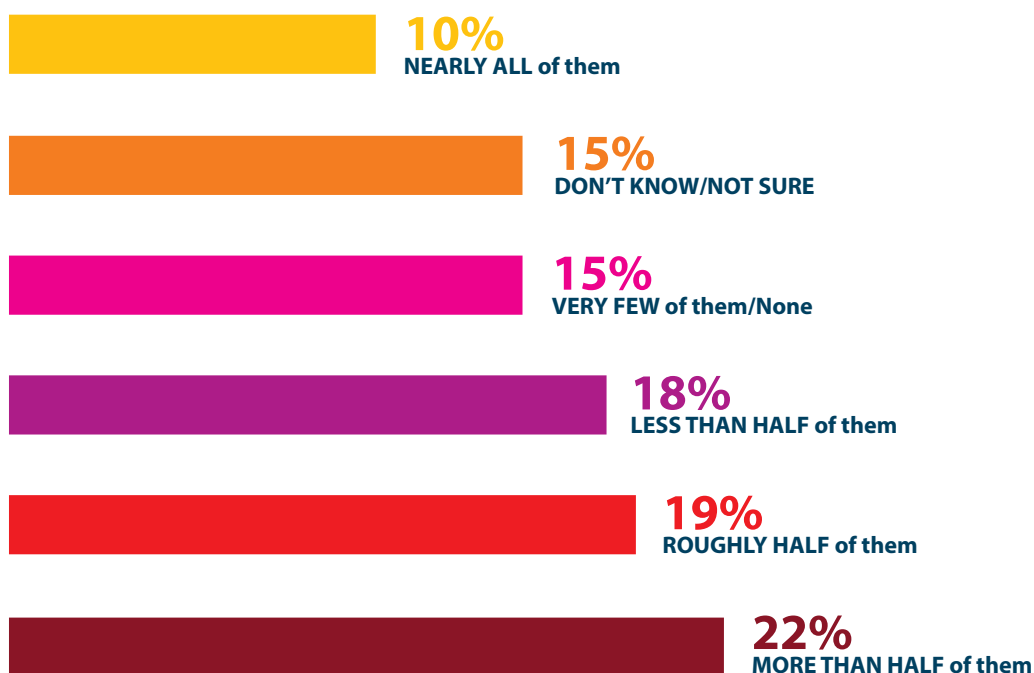


➤ SDG 16 needs to be contextualised at country level in order for its 12 targets to forcefully impact on the national stage. This requires champions in government and/or in NSOs who see the benefits of drawing on the first-hand knowledge of those who are on the frontline of SDG 16 implementation – the local monitoring and evaluation (M&E) officials, municipal councillors, community leaders, etc. – to design a goal that is broadly owned across society. This is a prerequisite for SDG 16 data to become ‘the raw material for accountability’ for the governance and peace commitments made by a country.

5 - Some countries do not shy away from using unofficial sources to report on SDG 16 when official sources are unavailable.

But still, traditional barriers between official and non-official data producers remain in a majority of countries. While less than a third (32%) of respondents said their country was able to report on 'more than half' of the 23 global SDG 16 indicators, only 27% said that unofficial data was being used when official sources were lacking.

To your knowledge, as of today, what proportion of the 23 global indicators under SDG 16 can your country report on, using national data?



To your knowledge, is non-state (unofficial) data being used to report on SDG 16, or is the reporting exclusively based on official sources (ie, ministry data, official surveys conducted by the NSO, etc.)?

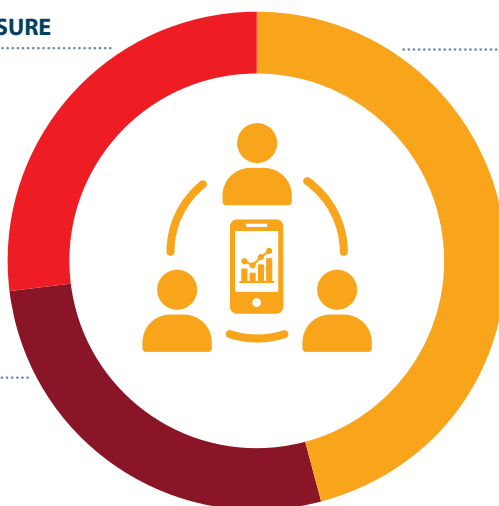
27% DON'T KNOW/NOT SURE

46% NO

Non-state (unofficial) data is not being (will not be) used to report on SDG 16

27% YES

Non-state (unofficial) data is being (or will be) used to report on SDG 16



➤ *New partnerships with unofficial SDG 16 data producers are needed for countries to be able to report on the full range of issues covered by SDG 16, while official data collection systems are being put in place. There are plenty of readily available, reputable unofficial sources, at national, regional and global levels, that can shed light on critical challenges that would otherwise go unnoticed. What matters is to select quality sources that use rigorous methodologies.*

6 - A nationally representative survey on governance and peace conducted on a regular basis would enable countries to report on nearly half (11) of the 23 global SDG 16 indicators, in one go.

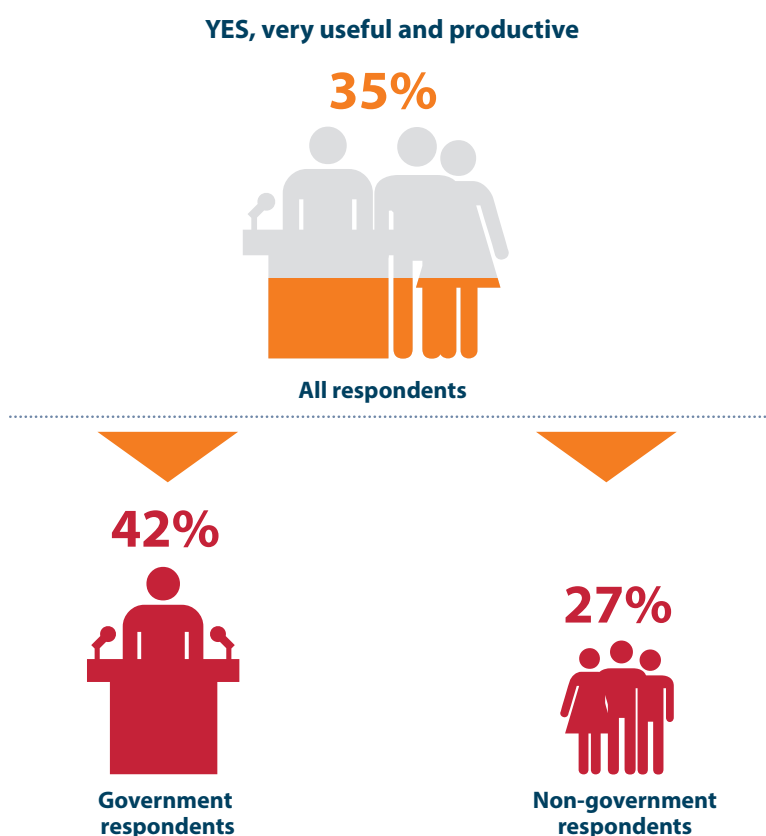
When monitoring governance, the very nature of the issues at stake – how peaceful and inclusive societies are, how just and accountable institutions are – makes it especially important to integrate people's voices into governance measurements. African NSOs have long recognised the intrinsic 'authority' of ordinary citizens in generating numbers on governance. Since 2012 the community of African statisticians, as part of SHaSA, has been pilot-testing an approach with 15 African NSOs to institutionalise the production of official survey data on governance, peace and security.

➤ *African countries may want to take advantage of the new wave of GPS-SHaSA surveys to be launched across the continent in 2019 and 2020, using the recently revised version of the GPS-SHaSA survey module. This revised module will provide countries with all the data they need to report on the governance and peace commitments made under both SDG 16 and the AU's Agenda 2063. In the run-up to the surveys, the AU's Statistics Division will also be inviting participating NSOs to take part in a series of training sessions on how to plan for and implement these surveys.*

7 - Giving civil society a seat at the table does not automatically translate into influence in decision-making.

African civil society warns against formal consultative approaches guaranteeing a few seats to civil society representatives on a national SDG (or SDG 16) council or committee, but failing to incorporate civil society recommendations into VNRs or national policies.⁴ Similarly, the involvement of a few civil society actors via surveys, workshops or other singular events is not always found by them to be 'meaningful involvement'.

If other forms of exchange with non-state actors (ie, other than their formal representation on national committees on SDG 16 or on all SDGs) have taken place to seek their contributions towards the implementation and monitoring of SDG 16, in your opinion, has this multi-stakeholder engagement around SDG 16 been useful and productive?



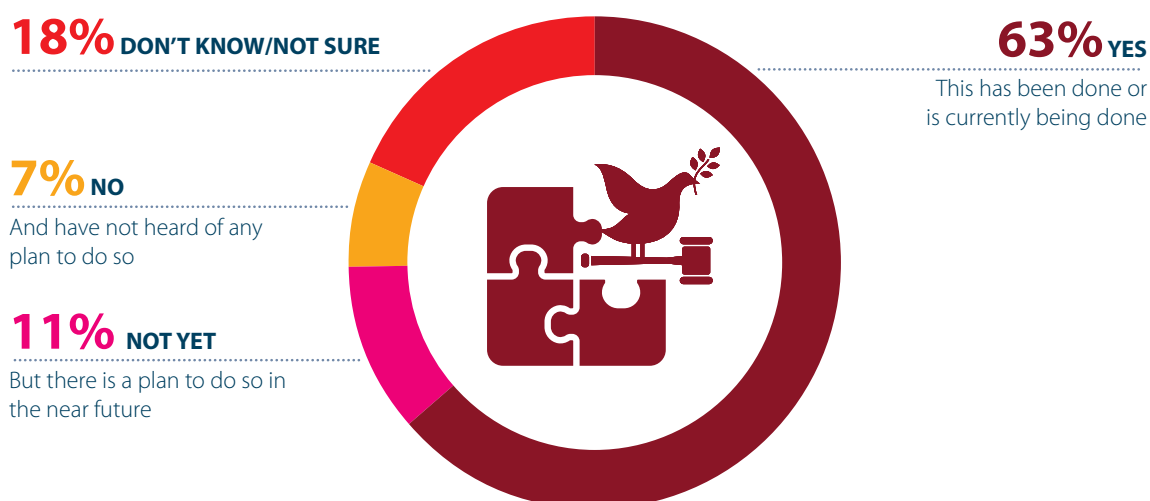
➤ African countries may want to follow the lead of their peers who have officially adopted some 'rules of engagement' to ensure productive government–civil society collaboration around the implementation and monitoring of the SDGs, including SDG 16. Such countries have officially mandated civil society with major responsibilities, such as conducting independent participatory reviews of the implementation of SDG 16, using simplified, people-centred SDG 16 indicators chosen by local populations and local authorities.

(4) See, for instance, Togo Civil Society Working Group, 'National Perspectives on the VNR Process and Improving Accountability', <https://action4sd.org/wp-content/uploads/2017/08/LNBTogo.pdf>, accessed 29 March 2019; CISLAC (Civil Society Legislative Advocacy Centre), 'Sustainable Development Goals "Shadow" Report 2017: Nigeria's Progress Review of Targets 16.4, 16.5 and 16.10', 2017, <https://knowledgehub.transparency.org/product/nigeria-progress-towards-sustainable-development-goal-16>, accessed 29 March 2019.

8 - Some SDG 16 champion countries across the continent are making SDG 16 truly matter in national planning, budgeting and reporting.

This is different from merely integrating SDG 16 indicators into the M&E framework of a national development or sectoral plan on governance, which 63% of respondents say has been done in their country. It involves using effective accountability mechanisms, including tangible rewards and sanctions, to incentivise senior officials in governance-related institutions to deliver on SDG 16 commitments.

To your knowledge, have SDG 16 indicators been integrated into the M&E framework of the national development plan or in sectoral plans on justice, human rights, decentralisation, etc.?

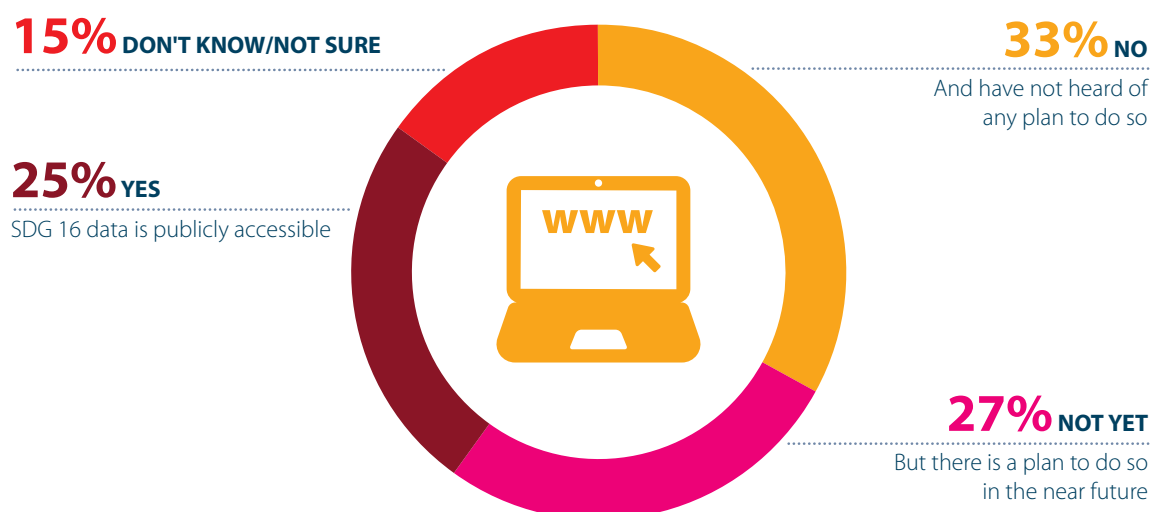


➤ Several innovative approaches are worth emulating: from performance contracting – whereby all public sector executives in SDG 16-related ministries, departments and agencies are obligated to sign performance contracts with the central government, in which they identify SDG 16 targets and indicators relevant to their mandate and explain how they are being integrated in respective policy and development plans – to budgeting processes that prioritise allocations to interventions that have a high SDG 16 impact, to publicly disclosing whether a country's financial priorities are aligned with stated commitments on SDG 16.

9 - There is a risk that governments will do everything to build elaborate SDG 16 data collection systems apart from actually using the evidence gathered in their day-to-day decision-making.

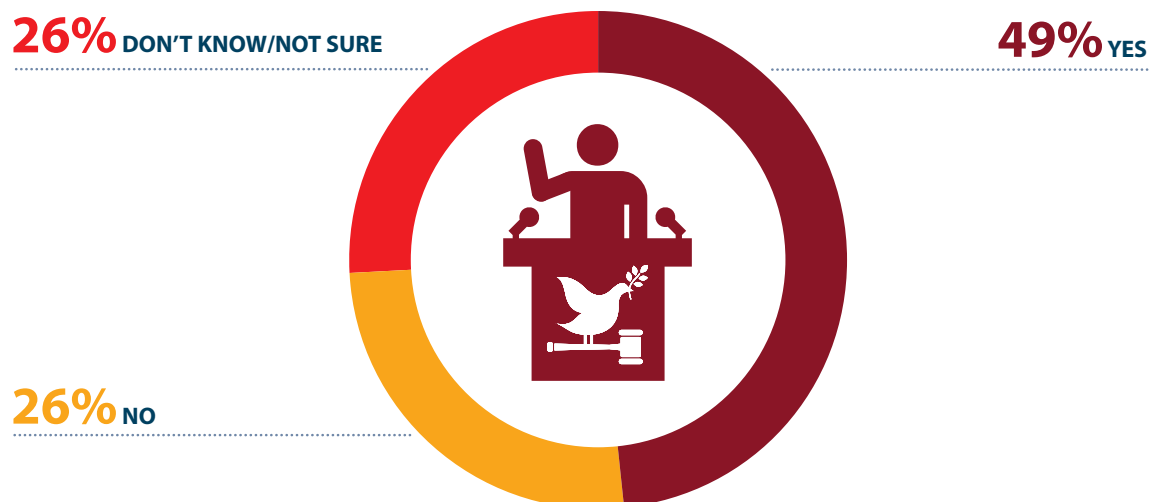
Only a quarter of respondents said that SDG 16 data and indicators were currently easily accessible to the public (eg, on a government website), and less than half (49%) of non-government respondents said they felt their government was committed to using SDG 16 data for policymaking and for holding policymakers accountable. As observed by British parliamentarian Caroline Lucas, 'Are we a species monitoring our own extinction rather than doing something about it?' ⁵

To your knowledge, is SDG 16 data/indicators easily accessible to the public, for instance is it hosted on a government website (eg, on the website of the NSO)?



(5) IISD Reporting Services, 'A brief analysis of the 2018 HLPP', Earth Negotiations Bulletin, 33, 45, 21 July 2018, p. 15.

Do you feel that the government is committed to using SDG 16 data/indicators in policymaking and in holding policymakers to account?



Note: Only non-government respondents were asked this question.

➤ Merely releasing governance statistics in the public domain is no guarantee that those who need them will know what to do with them. Several strategies are proving to be effective in terms of increasing the uptake of SDG 16 data by decision makers, such as training potential users of governance statistics on how to analyse and apply governance statistics in their day-to-day work, or embedding statisticians in SDG 16-related ministries and agencies to help create a 'data culture' among planners and policymakers.

10 - There is a tendency for countries to act as though VNRs were the end of the game.

As reminded by a civil society actor who was part of his country's delegation at the HLPF, 'Most of the value of the VNR process lies in the preparations at the national level and how it feeds into SDG implementation, not in the 15-minute presentation in New York!'⁶ Yet none of the African VNRs reviewed for this study mentioned a plan to hold a debriefing at national level after the HLPF to discuss the government's plans to follow up on recommendations emerging from the review.

➤ *Beyond their presentation at the HLPF, countries should use VNRs and the shortcomings they expose to inform course correction by governments and to foster the adoption of new commitments to act on SDG 16. Some countries may also want to capitalise on their VNR experience to establish annual routines of national reporting, beyond the HLPF.*

We hope that the following compendium of experiences, which includes several exemplary efforts by a wide range of stakeholders, will inspire readers and spark their motivation to effectively monitor SDG 16 at country level. As diverse as the situation in the 55 countries of the continent may be, we hope that some of these practical experiences will resonate and lend themselves to further experimentation in other contexts.

(6) Comment provided by an anonymous civil society respondent in response to a question on 'main challenges faced' in the survey conducted for this study.





1

INTRODUCTION: Why this publication?



In 2015 UN member states broke new ground by making ‘peaceful, just and inclusive societies’ a global priority in the 2030 Agenda for Sustainable Development.

They set ambitious targets under Sustainable Development Goal (SDG) 16 (see Annex 1 for SDG 16 targets and indicators) – one of 17 global goals – for reducing violence in all countries, for ensuring access to justice for all, and for building effective, accountable and inclusive institutions. This new global priority was endorsed by all countries, rich and poor, recognising that SDG 16 targets are equally relevant to low-, middle- and high-income countries. All people, in every context, have a right to participate in the decisions that affect their lives, to access quality health and education services, and to be treated fairly and equally by the law.

While SDG 16 provides a powerful rallying call to step up action on governance reforms and peace-related issues, it will not drive change on its own. It depends on change-makers and reformers taking action on obstacles to peace, justice and inclusion in their own contexts. Yet informed action can only come from knowledgeable, reasoned insights arising from sound data and evidence. Unlike many other thematic areas of the 2030 Agenda, ‘governance’⁷ is a fairly new domain in official statistics, with few international standards defining its measurement and few countries and statistical offices experienced in producing governance statistics. Of the 23 indicators officially adopted by member states to monitor SDG 16 at the global level, as of 31 December 2018 only six (26%) could readily be measured by countries (these are classified as ‘Tier 1’ indicators). The rest either do not have an established methodology (‘Tier 3’ indicators) or, if they do, data is not regularly produced by countries (‘Tier 2’ indicators).⁸

(7) This report uses the term ‘governance’ as a shorthand for all aspects covered under ‘SDG 16+’ and related to peace, justice, good governance and inclusion.

(8) To facilitate the implementation of the global indicator framework, all SDG indicators are classified by the Inter-Agency and Expert Group on SDG Indicators (IAEG-SDGs) into three tiers on the basis of their level of methodological development and the availability of data at the global level. See UN Statistics, Sustainable Development Goals, ‘Tier classification for global SDG indicators’, <https://unstats.un.org/sdgs/iaeg-sdgs/tier-classification/>, accessed 29 March 2019.



Governance can be difficult to measure for a number of reasons. For one, several themes covered by SDG 16 are crimes, such as corruption, violent aggression, human and arms trafficking, etc. Clearly, collecting accurate data on any type of crime is more challenging than gathering evidence on soil quality or educational achievements. Illicit behaviour is hidden and victims are not always willing or able to report it to authorities. In response to this problem, indirect measurement approaches have been developed, which are not based on the occurrence of the phenomenon of interest but rather on expert perceptions. However, the inherent subjectivity of such indicators continues to be criticised. There is also a lack of universal consensus on definitions of complex concepts such as accountability, transparency or rule of law, which can create a labelling problem. In other words, while global governance indicators might be using similar-sounding labels, they are often measuring very different things, emphasising some aspects of a concept over others. Unless users of these indicators dig underneath a country score to understand what specific aspects of a concept are being examined, there is a risk that misleading conclusions will be drawn. Finally, governance metrics tend to cluster around two types, each with distinct limitations. Measures of the existence and quality of institutions, laws and procedures ‘on the books’, also called de jure indicators, are easier to produce, but they say nothing about the impact of such institutions on the day-to-day lives of citizens in a country. Meanwhile, precise empirical measurements of what those institutions deliver in practice, also called de facto indicators, are hard to produce given the intangibility of such outcomes.⁹

“ How can change-makers and reformers proceed to take action on obstacles to peace, justice and inclusion if huge data and knowledge gaps remain about some of the biggest challenges we face, such as violent conflict, corruption, injustice and social and political exclusion? ”

Here lies a critical conundrum for the international community: how does one do justice to SDG 16’s far-reaching and profound aim of societal transformation if this particular goal continues to be under-assessed and under-reported? How can change-makers and reformers proceed to take action on obstacles to peace, justice and inclusion if huge data and knowledge gaps remain about some of the biggest challenges we face, such as violent conflict, corruption, injustice and social and political exclusion?

Data is not only ‘the lifeblood of decision-making’, explains the UN Secretary-General’s Independent Expert Advisory Group on a Data Revolution for Sustainable Development,¹⁰ it is also ‘the raw material for accountability’. Data-starved environments limit governments’ ability to communicate honestly with the public, and to be held accountable for their actions by informed and empowered citizens. But when efforts are being made to generate improved data

(9) Proxies have to be used instead, but these are often difficult to interpret. For instance, using the number of corruption cases brought to trial as a proxy measure of the de facto effectiveness of an anti-corruption mechanism would be problematic, as an increase in the number of cases brought to trial could indicate a higher incidence of corruption, or an increased level of confidence in the courts, or both. (10) IEAG Secretariat, A World that Counts: Mobilising the Data Revolution for Sustainable Development, 2014, <http://www.undatarevolution.org/wp-content/uploads/2014/11/A-World-That-Counts.pdf>, accessed 18 March 2019.



and publicly disseminate it, the scale of violence can be made visible to decision makers, levels of exclusion from the justice system can be quantified, and people's grievances can be identified and acted upon.

SDG 16 needs to be contextualised at country level in order for its 12 targets to be truly meaningful for national populations, and to forcefully impact on the national stage. Countries that have engaged in open consultations with all political actors, civil society and the research community to tailor the global SDG 16 indicator framework to national specificities will tell you that it is far from a purely technical exercise – but it is a prerequisite for SDG 16 data to become 'the raw material for accountability' for the governance and peace commitments made by a country.

All eyes are now on the High-level Political Forum (HLPF) on Sustainable Development to be held in 2019, which will take the theme 'Empowering People and Ensuring Inclusiveness and Equality' and will review SDG 16, among other goals. This event offers the first opportunity to shine a global spotlight on the wide range of national innovations currently being tested by dozens of countries around the world to contextualise, implement and monitor SDG 16.

In this publication, we zoom in on the African continent, which offers an apparent paradox: regarded by some as a region that faces significant governance challenges, often exacerbated by crises, it is also a world leader in measuring progress on governance. For instance, few people know that some African statistical offices had been producing official statistics on governance well before European statistical offices did. Madagascar first published a comprehensive set of governance statistics in 1995, followed by seven francophone West African countries in the first half of 2000, and by more than 15 countries across the continent in the past five years, after African heads of state in 2011 adopted an official commitment to produce harmonised official statistics on governance, peace and security (GPS).¹¹

To find out the state of play on SDG 16 in Africa, a survey was administered to government officials (from relevant ministries, parliaments, national statistical offices and national oversight institutions) and non-government actors (civil society organisations [CSOs], research institutions and universities) across 38 African countries. The analysis provided in this report derives mainly from this survey, from a review of the SDG 16 content in African voluntary national reports (VNRs) since the first HLPF in 2016, and from other national documentation on SDG 16.

**“SDG 16
needs to be
contextualised
at country level
in order for its
12 targets to be
truly meaningful
for national
populations, and to
forcefully impact
on the national
stage.”**

(11) As part of the AU's 'Strategy for the Harmonization of Statistics in Africa'. See AU, 'Strategy for the Harmonization of Statistics in Africa (SHaSA)', 2010 (re-edited for a second phase of implementation in 2017), <https://au.int/en/ea/statistics/shasa>, accessed 29 March 2019.

The following chapters will discuss:

- the reason why Africa is well positioned to lead on SDG 16, in view of its global leadership in measuring governance over the past 15 years, and given the strong resonance of SDG 16 on a continent where it is seen as an integral part of achieving SDG targets on maternal mortality, access to electricity, malaria and primary school enrolment (Chapter 2);
- key trends in reporting on SDG 16 through VNRs across the continent since the first HLPF in 2016 (Chapter 3); and
- the main findings emerging from the survey used to inform this study, which captured experiences with SDG 16 in 38 countries (Chapter 4).

This is followed by three chapters presenting key results on specific topics addressed in the survey, and compiling noteworthy, trailblazing country practices related to the following topics:

- the measurement of SDG 16 (Chapter 5);
- the broader infrastructure for planning, implementing and reporting on SDG 16 (Chapter 6); and
- strategies used to feed SDG 16 into policymaking and accountability mechanisms (Chapter 7).

“ We hope that the following compendium of exemplary efforts by a wide range of African stakeholders will inspire readers and spark their motivation to accelerate national efforts to implement and monitor SDG 16. ”

While the last chapter captures a rich array of strategies used by African countries to ensure that SDG 16 data meets its intended objective to trigger actual change on the ground, it does not seek to identify policies or programmes that have proven to lead to decreases in violence, increases in justice, or more effective and transparent institutions. This is beyond the scope of this report, as it would require much more detailed country analysis to supplement what is shared in the VNRs.

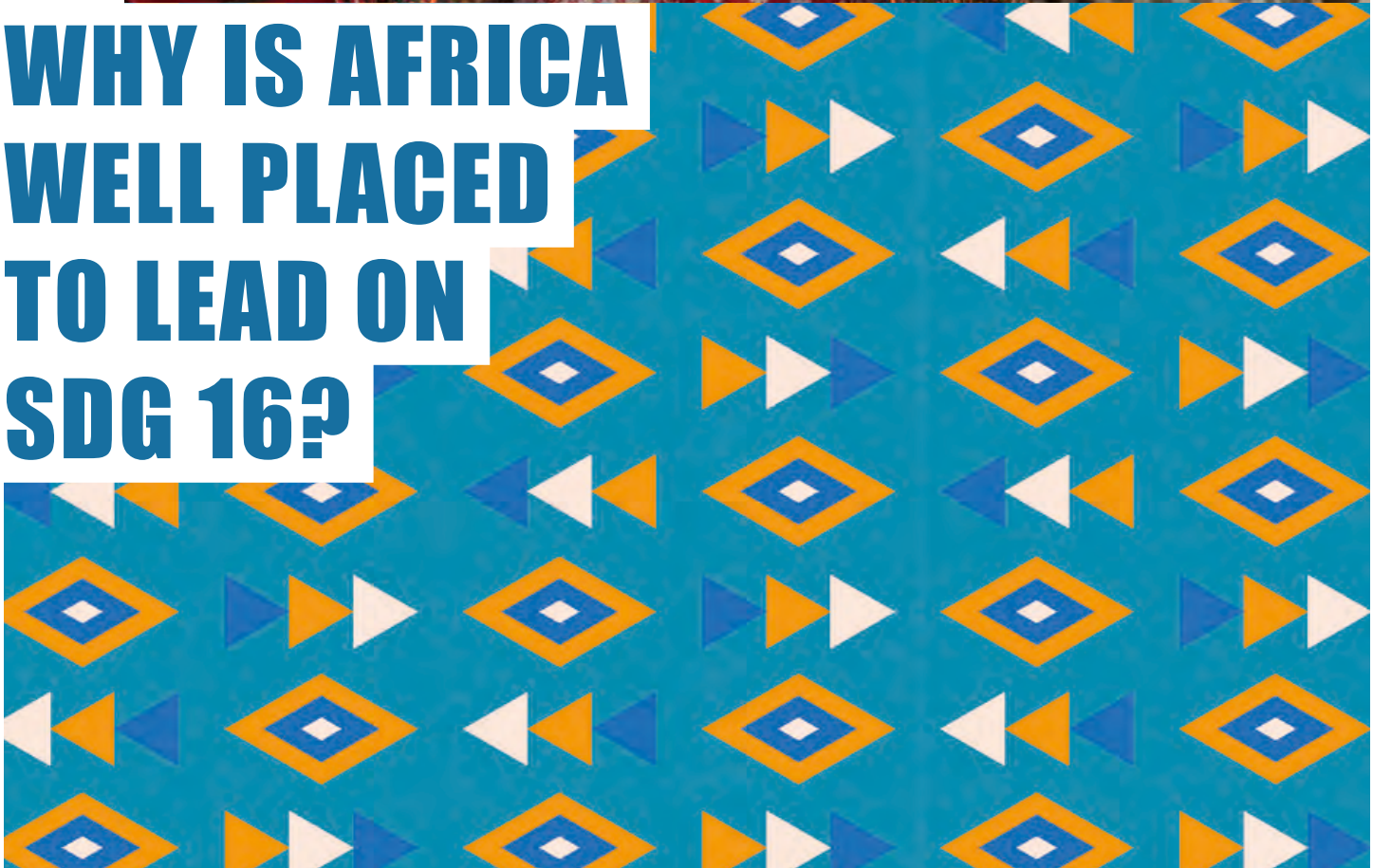
We hope that the following compendium of exemplary efforts by a wide range of African stakeholders will inspire readers and spark their motivation to accelerate national efforts to implement and monitor SDG 16. As diverse as the situation in the 55 countries of the continent may be, we hope that some of these practical experiences will resonate and lend themselves to further experimentation in other contexts.





2

**WHY IS AFRICA
WELL PLACED
TO LEAD ON
SDG 16?**



Africa's leadership in measuring governance over the past 15 years

The clock is ticking. Each year stakeholders gather at the UN's HLPF to take stock of progress on the 17 SDGs. For the first time since the adoption of the SDGs in 2015, SDG 16 on peaceful, just and inclusive societies is subject to an in-depth thematic review in 2019, along with four other 'priority' goals.¹² And at the UN General Assembly in September 2019, heads of state and government will meet for the SDG Summit – an event that takes place only every four years – where they will issue a political declaration giving political guidance on how to accelerate the implementation of the SDGs.

These twin events in 2019 offer a vital opportunity to step up ambitions for SDG 16; that is, if the 51 VNRs to be presented at the forum are able to make the case that the 12 targets under SDG 16 are measurable – from reducing all forms of violence (16.1), to promoting the rule of law and access to justice (16.3), to promoting effective and accountable institutions (16.6) and participatory democracy (16.7) and to ensuring public access to information and fundamental freedoms (16.10). They also need to show that good data on these issues can be a game-changer in terms of national planning and policy implementation. As many involved in the monitoring of SDG 16 at country level say, 'without data and evidence, it's extremely hard to advocate for change'.¹³

(12) The UN General Assembly, in its resolution on the 'Follow-up and Review of the 2030 Agenda for Sustainable Development at the Global Level', decided that each session of the HLPF would discuss a particular set of five or six SDGs and their interlinkages, so that over the course of a four-year cycle each goal will have undergone an in-depth review. Under the theme of 'Empowering People and Ensuring Inclusiveness and Equality', the HLPF 2019 will review five SDGs: SDG 16 on peace, justice and strong institutions, SDG 4 on quality education, SDG 8 on decent work and economic growth, SDG 10 on reducing inequalities and SDG 13 on climate action.

(13) Comment provided by an anonymous respondent in response to a question on 'main challenges faced' in the survey conducted for this study.





Of the 51 countries that have volunteered to report at the HLPF in 2019, more than a third (18) are from Africa – the largest-ever contingent from the region reporting at the HLPF.

Of the 51 countries that have volunteered to report at the HLPF in 2019, more than a third (18)¹⁴ are from Africa – the largest-ever contingent from the region reporting at the HLPF.¹⁵ This massive turnout from Africa in the year when SDG 16 is under thematic review should not come as a surprise. In the early stages of drafting the SDGs, when a proposal was made to place issues of governance and peace in the preamble of the new development agenda instead of having them addressed under a dedicated goal,¹⁶ Africa issued its own Common Position on the Post-2015 Agenda, which included a stand-alone pillar on ‘peace and security’. This pillar was aimed at ‘addressing the root causes of conflict’ by tackling a broad range of governance issues, such as social inequality, exclusion, discrimination and weak democratic practices.

Africa’s assertive stance on the importance of adopting a dedicated goal on governance and peace was instrumental in forging a global consensus on SDG 16.¹⁷ By championing the inclusion of a stand-alone goal on governance and peace, with corresponding targets and indicators, African member states were also signalling to the world their confidence in the measurability of such a goal. This confidence was largely derived from their own experiments in this area, notably through the African Peer Review Mechanism (APRM) established in 2003 – Africa’s own voluntary mechanism for countries to self-assess on governance – and the ‘GPS-SHaSA’ initiative – a pioneering effort launched in 2011 by the African statistical community to produce harmonised statistics on governance, peace and security, as part of the AU’s Strategy for the Harmonization of Statistics in Africa (SHaSA).¹⁸

Building on this groundbreaking initiative, Africa, under the leadership of Cabo Verde, successfully advocated for the establishment of a UN City Group¹⁹ (Praia) on Governance Statistics at the UN Statistical Commission of March 2015, only a few months before the adoption of SDG 16. This first city group in Africa has a mandate to ‘contribute to establishing international standards and methods for the compilation of statistics on the major dimensions of governance’,²⁰ and is set to submit to the UN Statistical Commission in March 2020 the first edition of the *Handbook on Governance Statistics*. Several African national statistical offices’ (NSOs) experiences recounted in this publication directly contributed to the formulation of guidelines in the handbook, which cover nine²¹ dimensions of governance.

(14) The 18 African countries that have volunteered to report at the HLPF 2019 are Algeria, Burkina Faso, Cameroon, Central African Republic, Chad, Côte d’Ivoire, Eritrea, Eswatini, Ghana, Lesotho, Mauritania, Mauritius, Republic of Congo, Rwanda, Sierra Leone, South Africa, Tanzania and Tunisia.

(15) Six African countries presented a VNR to the first HLPF in 2016, seven did so in 2017, and 10 in 2018.

(16) The proposal was to label governance and peace issues as a set of ‘cross-cutting development enablers’, as had been done in the Millennium Declaration adopted in 2000, which gave birth to the ‘governance-less’ set of eight MDGs.

(17) See Cling J-P, Razafindrakoto M & F Roubaud, ‘SDG 16 on Governance and its Measurement: Africa in the Lead’, Working Paper 2018-02. Paris: IRD-DIAL, 2018.

(18) See UNDP, 2017a, *op. cit.*

(19) Representatives of national statistical agencies form voluntary groups to discuss and address specific thematic challenges in the development and implementation of statistical methodologies. These informal consultation groups are usually known as city groups, in reference to the place where they hold their first meeting.

(20) UN Economic and Social Council, ‘Report of Cabo Verde on Governance, Peace and Security Statistics (E/CN.3/2015/17)’, 9 December 2014, <http://undocs.org/E/CN.3/2015/17>, accessed 18 March 2019.

(21) The conceptual framework for the Handbook on Governance Statistics being developed by the Praia Group is based on nine main governance dimensions, namely human rights, participation, openness, access to and quality of justice, responsiveness, government effectiveness, absence of corruption, trust, safety and security. These dimensions do not have the ambition to cover all that is relevant to the concept of governance, but rather focus on those areas where data and statistics already exist. More dimensions could be covered in future editions of this handbook.

This pivotal role played by Africa in the adoption of SDG 16 comes with a special responsibility to lead by example in the implementation and monitoring of the goal. This is how the idea for this stocktaking exercise on African preparations for the HLPF 2019 (and more generally, on African efforts to localise, implement and monitor progress in achieving SDG 16) came about. A few months ahead of the global reporting exercise, we thought it would be useful to find out what had been done across the continent to prepare the grounds for global reporting on SDG 16 – and see how the emerging picture was measuring up against the ambition set out in the 2030 Agenda.

“ This pivotal role played by Africa in the adoption of SDG 16 comes with a special responsibility to lead by example in the implementation and monitoring of the goal. ”

Unlike many other thematic areas of the 2030 Agenda, governance, peace and justice are relatively new domains in official statistics. Few international standards exist for the production of governance statistics, and few countries have experience in producing such statistics. According to an analysis of data availability for individual SDGs conducted in 2017, only 26.1% of official SDG 16 indicators in the global SDG database dissemination platform have data for African countries.²²

Africa's strong showing at the HLPF 2019 therefore also comes with a tremendous opportunity to shape the global narrative around the feasibility and strategic value of monitoring SDG 16 – and to encourage the rest of the world to follow suit. The 2030 Agenda urges member states to 'conduct regular and inclusive reviews of progress at the national and sub-national levels, which are country-led and country-driven'.²³ These reviews are supposed to draw on contributions from indigenous peoples, civil society, the private sector and other stakeholders, 'in line with national circumstances, policies and priorities'.²⁴

The UN secretary-general's reporting guidelines seek to frame the format and content of VNRs and presentations – yet the 2030 Agenda is non-prescriptive as to national-level proceedings. In the absence of binding principles,²⁵ global reviews at the HLPF are norm-building exercises in which individual countries' innovative practices may persuade others to follow, thereby contributing to setting standards for the international community and raising the level of ambition around the implementation and reporting on SDG 16.

(22) See UNECA (UN Economic Commission for Africa), '2017 Africa Sustainable Development Report: Tracking Progress on Agenda 2063 and the Sustainable Development Goals', 2017, https://www.uneca.org/sites/default/files/PublicationFiles/en_agenda2063_sdg-web.pdf, accessed 18 March 2019.

(23) UN General Assembly, 'Transforming Our World: The 2030 Agenda for Sustainable Development', Resolution adopted by the General Assembly on 25 September 2015 (A/RES/70/1), para. 79, http://www.un.org/ga/search/view_doc.asp?symbol=A/RES/70/1&Lang=E, accessed 29 March 2018.

(24) *Ibid.*

(25) While not legally binding, member states have committed to a clear set of principles to ensure quality review processes 'at all levels'. See *ibid.*, para 74.

We started our investigation of the state of affairs on SDG 16 in Africa by taking stock of how African countries have been reporting on it in the 23 VNRs they have tabled at previous HLPFs in 2016, 2017 and 2018. The first section of this study summarises our findings on how their reporting on this goal has evolved since the first global review in 2016.

As a second step, we asked key national stakeholders directly involved in SDG 16 processes – government officials, CSOs, statisticians, parliamentarians and researchers – to tell us what had been done and what had yet to be done. The following analysis is mainly derived from a survey completed by 126 stakeholders from 38 countries on the continent. We asked them how they went about the following:

- tailoring global SDG 16 targets and indicators to national circumstances;
- finding innovative ways of collecting reliable SDG 16 data in spite of numerous capacity and financial challenges;
- creating an effective institutional and coordination mechanism around SDG 16;
- identifying accelerators for the entire 2030 Agenda among SDG 16 targets;
- integrating SDG 16 targets in national planning, budgeting and reporting frameworks; and
- using SDG 16 data for accountability and policymaking.

There is much to be hopeful about. While our stocktaking of African VNRs submitted to previous HLPFs reveals shortfalls, a close look at recent experiences shows bold investments (political, technical and financial) and tremendous innovation across the continent to realise the 2030 Agenda's vision for inclusive and country-led reviews of progress on each goal, including SDG 16.



What African people say about the importance of SDG 16 in their day-to-day life

Before embarking on our review of national efforts to implement and monitor SDG 16, it is useful to first listen to what African citizens have to say about the importance of this goal in their day-to-day life.

The Afrobarometer, a pan-African, non-partisan research network, has been conducting public attitude surveys on governance-related development issues across Africa for the past 20 years, thus allowing for the systematic tracking of trends on a wide range of governance issues. One question in the survey asks respondents to identify what they see as ‘the most important problems facing [their] country that government should address’. This is posed as an open-ended question: rather than being given a pre-selected list of problems to select from, respondents may identify any problem they choose.

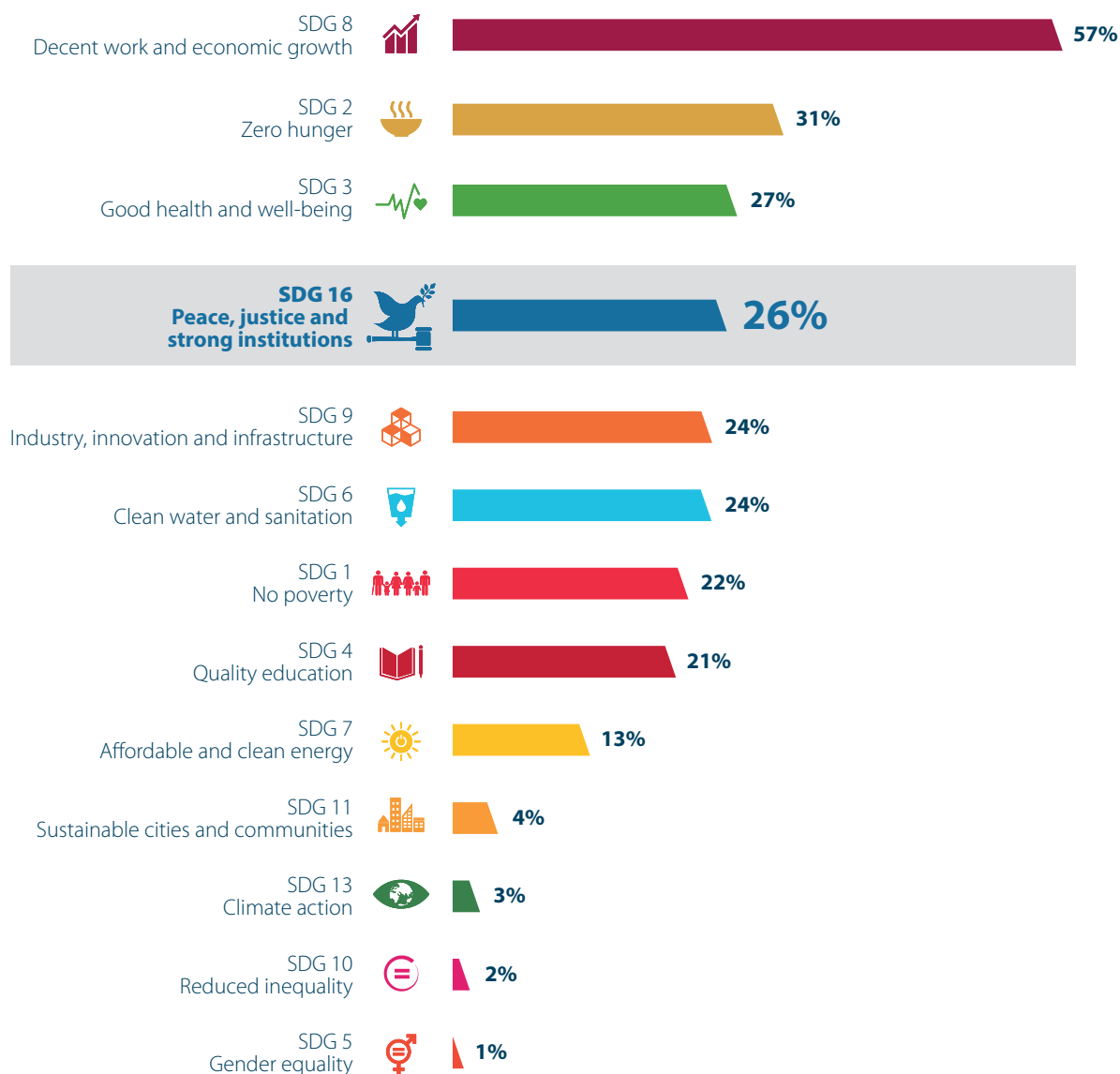
Using its recently completed Round 7 (2016–2018) surveys across 34 countries, the Afrobarometer mapped these responses regarding ‘most important problems’ onto one of the SDGs, to give an indication of their relative importance in the eyes of African people (Figure 1).²⁶ While livelihoods and broad issues of economic management clearly stand out as the top priority, the governance issues captured under SDG 16 – related to crime and security, corruption, democracy, political rights, political instability, ethnic tensions, political violence and civil war – are not far behind on the public mind, showing as a close fourth (26%) in overall precedence, almost tying with health issues (SDG 3 – 27%) and not far from hunger issues (SDG 2 – 31%).

“ The Afrobarometer, a pan-African, non-partisan research network, has been conducting public attitude surveys on governance-related development issues across Africa for the past 20 years, thus allowing for the systematic tracking of trends on a wide range of governance issues. ”

(26) See Afrobarometer, ‘Taking Stock: Citizen Priorities and Assessments Three Years into the SDGs’, Policy Paper, 51, November 2018, <http://afrobarometer.org/publications/pp51-taking-stock-citizen-priorities-and-assessments-three-years-sdgs>, accessed 29 March 2019.



Figure 1
Citizens' prioritisation of the SDGs in 2016/18 (34 African countries)

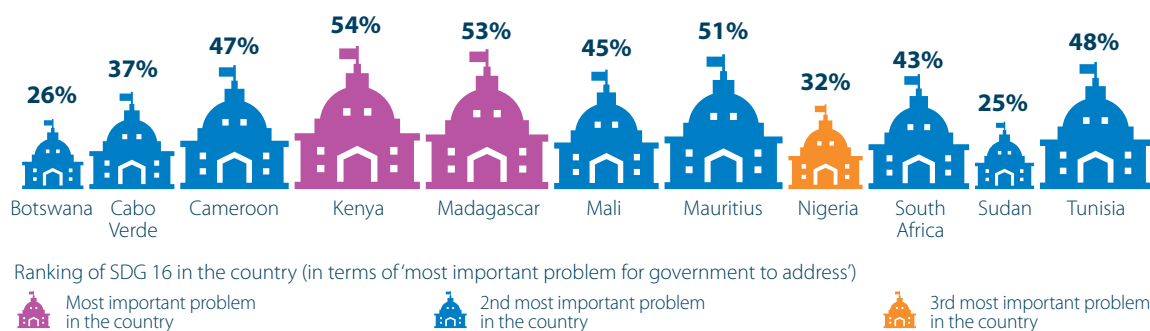


Source: Afrobarometer, 'Taking Stock: Citizen Priorities and Assessments Three Years into the SDGs', Policy Paper, 51, November 2018, p. 10, <http://afrobarometer.org/publications/pp51-taking-stock-citizen-priorities-and-assessments-three-years-sdgs>, accessed 29 March 2019

If we look beyond these aggregate results to investigate each country's unique SDG priority profile, we find that SDG 16 in 2016–18 was the top concern for Kenyans (54%) and Malagasy (53%), and another eight countries make this goal their second-highest priority, including nearly as many Mauritians (51%), Tunisians (48%) and Cameroonians (47%) (Figure 2).

Figure 2**Citizen prioritisation of SDG 16 as a 'critical problem for government to address' in 2016/18 (34 African countries)**

Figure shows % of all respondents in a given country who reported a governance issue among 'most important problems'

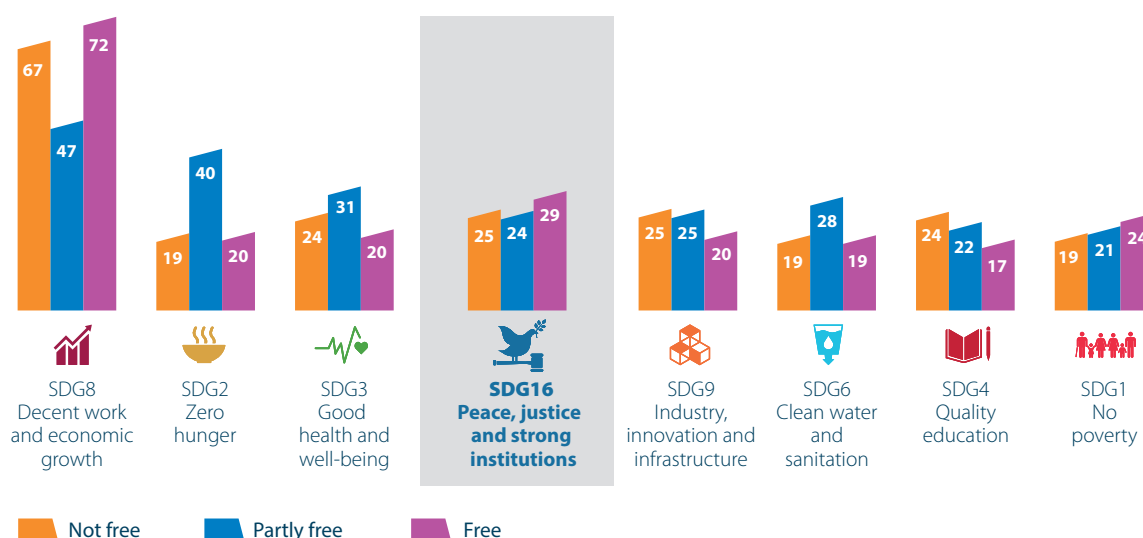


Source: Afrobarometer, 'Taking Stock: Citizen Priorities and Assessments Three Years into the SDGs', Policy Paper, 51, November 2018, pp. 12–13, <http://afrobarometer.org/publications/pp51-taking-stock-citizen-priorities-and-assessments-three-years-sdgs>, accessed 29 March 2019

Interestingly, the Afrobarometer data also shows that SDG 16 is found to be a priority in all settings, from the most mature democracies to the least consolidated ones (Figure 3). In other words, 'demand' for SDG 16 is barely less in countries where citizens enjoy lower levels of democracy and freedom, which confirms the universal primacy of SDG 16.

Figure 3**Level of democracy and SDG 16 prioritisation in 2016/18 (34 African countries)**

Figure shows % of responses to the question "In your opinion, what are the most important problems facing this country that government should address?" mapped onto SDGs, disaggregated by countries' Freedom House ratings.



Countries are categorised as follows by the Freedom House ratings:

- 'Not free' countries: Cameroon, Eswatini, Gabon, Sudan and Zimbabwe.

- 'Partly free' countries: Burkina Faso, Côte d'Ivoire, Gambia, Guinea, Kenya, Lesotho, Liberia, Madagascar, Malawi, Mali, Morocco, Mozambique, Niger, Sierra Leone, Tanzania, Togo, Uganda and Zambia.


- 'Free' countries: Benin, Botswana, Cabo Verde, Ghana, Mauritius, Namibia, São Tomé and Príncipe, Senegal, South Africa and Tunisia.

Source: Afrobarometer, 'Taking Stock: Citizen Priorities and Assessments Three Years into the SDGs', Policy Paper, 51, November 2018, p. 18, <http://afrobarometer.org/publications/pp51-taking-stock-citizen-priorities-and-assessments-three-years-sdgs>, accessed 29 March 2019



3

REVIEW OF AFRICAN VOLUNTARY NATIONAL REPORTS TO DATE



This is where we start our journey to mapping the ‘state of affairs’ on SDG 16 in Africa – by taking stock of how reporting on SDG 16 has evolved across the continent since the first HLPF in 2016.

In a nutshell: VNRs at the HLPF ²⁷

The HLPF is the main UN platform on sustainable development and has a central role in the follow-up and review of the 2030 Agenda and the SDGs at the global level.

The forum meets annually under the auspices of the Economic and Social Council for eight days, including a three-day ministerial segment. Every four years (and for the first time in September 2019) it meets at the level of heads of state and government under the auspices of the UN General Assembly, for two days.

The 2030 Agenda encourages member states to ‘conduct regular and inclusive reviews of progress at the national and sub-national levels, which are country-led and country-driven’ (paragraph 79). As stipulated in paragraph 84 of the 2030 Agenda, regular reviews by the HLPF are to be voluntary, state-led, undertaken by both developed and developing countries, and shall provide a platform for partnerships, including through the participation of major groups and other relevant stakeholders.

VNRs at the HLPF are aimed at facilitating the sharing of experiences, including successes, challenges and lessons learned, with a view to accelerating the implementation of the 2030 Agenda. Countries are strongly encouraged to report on all 17 SDGs – not only on the five or six goals scheduled for thematic review in any given year. It is also expected that countries will identify possible areas where they could need support and/or where they see potential for partnerships.

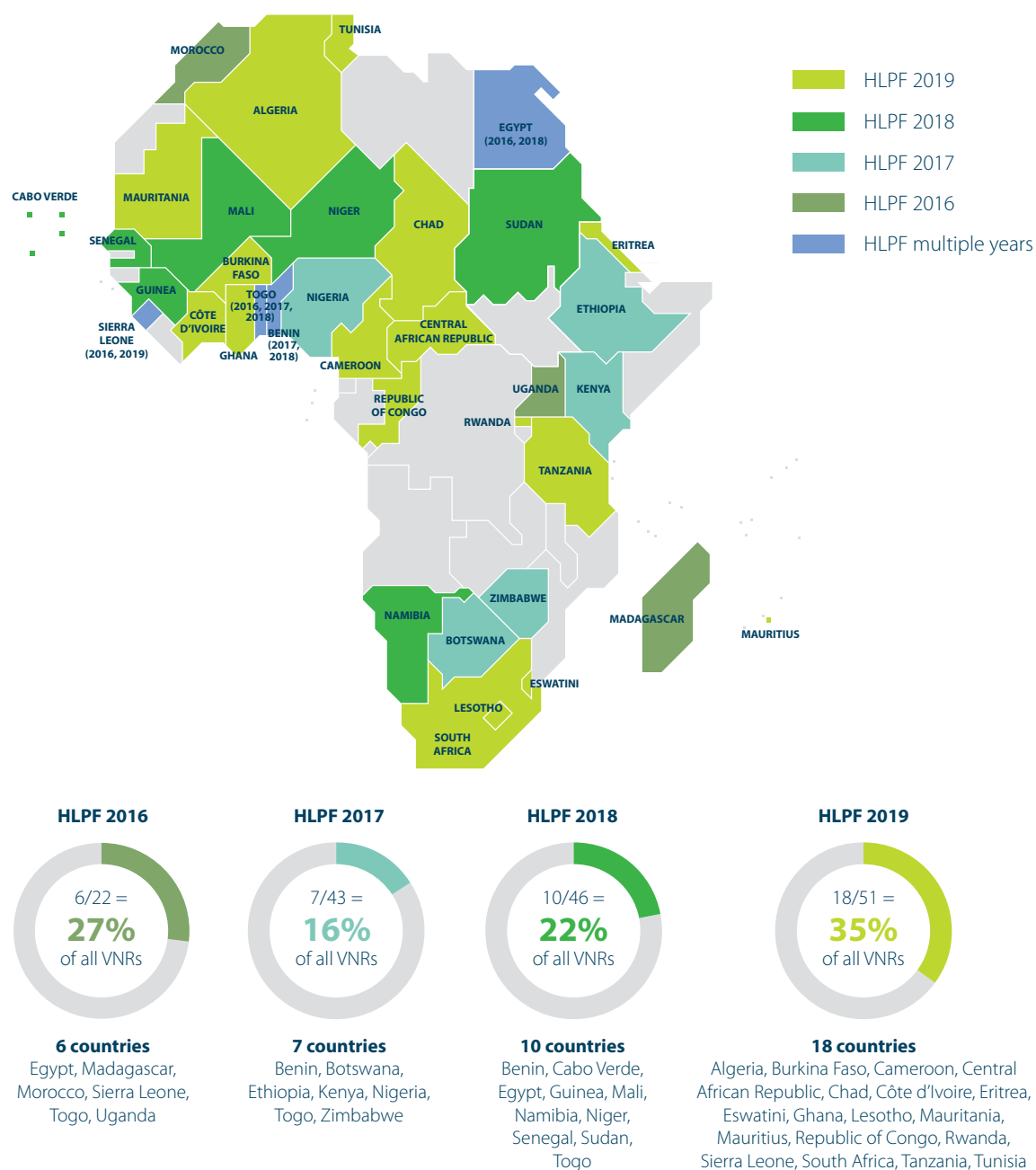
Each country presenting a VNR is expected to present a written report and to make a brief oral presentation, led by an official with the rank of minister or equivalent. Countries have 15 minutes to present the key messages emanating from the national review process and 15 minutes to respond to questions from countries in the audience, as well as from major groups and other stakeholders. After the presentation, lessons learned and outcomes of the VNR process are expected to feed into national-level follow-up and monitoring processes.

(27) See UN SDG Knowledge Platform, ‘Q&A for Voluntary National Reviews at the 2019 HLPF’, <https://sustainabledevelopment.un.org/hlpf>, accessed 29 March 2019.



First, it is noteworthy that the number of African countries that have presented VNRs to the HLPF has tripled over the past four years, from six countries in 2016 to 18 countries scheduled to do so in 2019.²⁸ Africa's participation in the HLPFs has also expanded relative to that of other regions: while VNRs from Africa accounted for more or less a quarter of all VNRs in the first three years, in 2019 African VNRs will represent more than a third (35%) of the 51 reports to be submitted.

Figure 4
VNRs submitted by African countries to the HLPF, by year (2016–2019)



Source: Compiled by author

(28) Some of these countries have presented VNRs twice, such as Benin (2017, 2018) and Sierra Leone (2016, 2019); Togo presented VNRs three times in a row (2016, 2017, 2018).



While this may come as a surprise to some, 2019 is not the first and only year until 2030 for addressing SDG 16: in fact, countries are always encouraged to report on all goals. Of the 10 African countries that reported to the HLPF in 2018, seven included SDG 16 in their report.

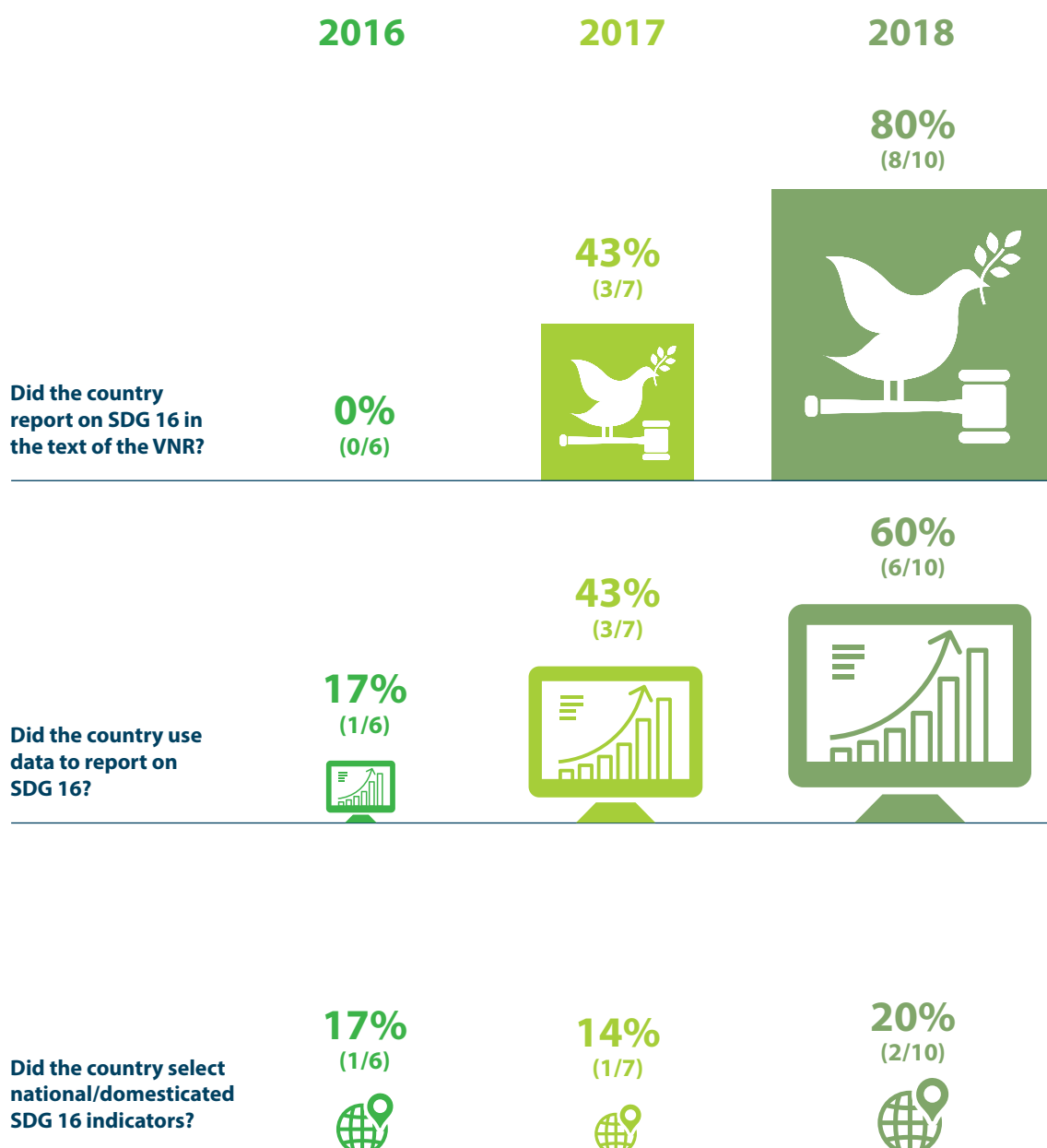
Three main questions guided our review of the 23 VNRs presented by African countries at the HLPFs in 2016, 2017 and 2018:

- Did countries report on SDG 16 and related targets in the text of their VNR?
- Did countries also use data in their VNR?
- Did countries select national (domesticated) indicators to complement, or substitute for, global SDG 16 indicators?

Table 1
Review of the 23 VNRs presented by African countries at the HLPFs in 2016, 2017 and 2018

Countries that presented a VNR to the HLPF in 2016, 2017 and/or 2018	Did the country report on SDG 16 in the text of the VNR?	Did the country use data to report on SDG 16?	Did the country select national/ domesticated SDG 16 indicators?
Benin (2018, 2017)	2018: No 2017: No	2017: Yes, a few indicators 2018: Yes, a few indicators	2017: Yes 2018: Yes
Botswana (2017)	No	No	No
Cabo Verde (2018)	Yes	Yes, a few indicators	No
Egypt (2018, 2016)	2018: Yes 2016: No	2018: No 2016: No	2018: No 2016: No
Ethiopia (2017)	No	No	No
Kenya (2017)	Yes	Yes	No
Madagascar (2016)	No	No	No
Mali (2018)	Yes	No	No
Morocco (2016)	No	No	No
Namibia (2018)	Yes	Yes	Yes (selected national targets)
Niger (2018)	Yes	Yes, a few indicators	No
Nigeria (2017)	Yes	Yes	No
Republic of Guinea (2018)	Yes	Yes, a few indicators	No
Senegal (2018)	Yes	Yes, a few indicators	No
Sierra Leone (2016)	No	Yes, a few indicators	Yes
Sudan (2018)	Yes	No	No
Togo (2018, 2017, 2016)	2018: No 2017: No 2016: No	2018: No 2017: No 2016: No	2018: No 2017: No 2016: No
Uganda (2016)	No	No	No
Zimbabwe (2017)	Yes	No	No

Figure 5
Review of the 23 VNRs presented by African countries at the HLPFs in 2016, 2017 and 2018:
Summary of findings



Source: Compiled by author

Since countries are free to decide what to report to the HLPF and how to report it, reports tend to be very diverse in thematic focus and coverage, as well as in form. But some commonalities emerged, which we captured in the following 10 observations.

1 - The number of African countries reporting on SDG 16 has increased steadily over the years.

Although the in-depth review of SDG 16 at the HLPF is only scheduled for 2019, the proportion of African countries that include SDG 16 in their VNR has increased significantly in the most recent HLPF cycles. In 2018, seven out of 10 African countries addressed SDG 16 in the narrative of their report; a sharp increase from none of the six African countries that tabled reports at the first HLPF in 2016.

2 - African reporting on SDG 16 has become increasingly evidence-based, despite widespread claims of data challenges.

While only one African country (Sierra Leone) provided a few data points to report on SDG 16 in 2016, six did so in 2018. However, not all data-producing countries take the extra step of domesticating global SDG 16 indicators, either by adjusting the formulation of global indicators or by adding country-specific indicators. Four out of six data-producing countries did so in 2018. Most countries identify data availability and data quality as ‘the main’ or ‘a key’ challenge for the implementation and review of SDGs. As a result, claims are often made without any data substantiation.²⁹ Disaggregated data, or the lack thereof, is also mentioned as a major challenge: not a single African VNR reported SDG 16 data disaggregated at sub-national level.³⁰

(29) As observed in an SDG shadow report produced by a civil society organisation in Nigeria, ‘the listing of policy and programmes towards achieving SDG 16 fails to provide an understanding of what has been and what has not been achieved in reality’. Ironically, the same shadow report shows that some of the new legislative frameworks and policies cited as ‘results’ in the VNR have in fact yielded very concrete outcomes, as demonstrated by data collected by civil society, which unfortunately is not cited in the government VNR. See CISLAC, op. cit.

(30) The Benin VNR 2018 mentions a pilot experiment to collect data on SDG 16 at the local level, which tested four localised SDG 16 indicators in a selected number of communes, including one on complaint management, another on the ratio of judges per 100 000 people, and a third on the average time needed to process civil registration documents. A readily available ‘local governance index’ is also considered as a possible source for reporting on SDG 16. See Benin, *Contribution nationale volontaire à la mise en œuvre des ODD au Forum politique de haut-niveau*, 2018, https://sustainabledevelopment.un.org/content/documents/19366Benin_VNR_2018_BENIN_French.pdf, accessed 29 March 2019.

3 - Countries reporting on SDG 16 tend to follow one of two main approaches.

Some countries adopt a government-led approach and report on the global goal as it stands: they focus their reporting on global SDG 16 targets that are aligned with existing national policy priorities, and on global SDG 16 indicators that can readily be measured at country level. Others take a more inclusive approach and consult with non-state actors on targets and indicators that are important to them, irrespective of whether or not the policy framework or data collection infrastructure is in place. As observed by civil society in a number of SDG shadow reports, a participatory approach to domesticating SDG 16 offers important safeguards against a tendency by some governments to sidestep emerging topics covered by SDG 16 that did not previously feature in a government's planning framework, and/or that are not currently measurable.³¹

4 - When global SDG 16 indicators are not measurable at country level, several countries do not shy away from using readily available regional and global indicators produced by non-state actors.

In 2018 countries were only expected to report on the six Tier 1³² indicators deemed to have sufficiently robust methodologies, and were let off the hook for the remaining 17 indicators. The upgrading of SDG 16 indicators into higher tiers could take years and leaves the HLPF reviews without the data needed to show progress or regression. Several African countries therefore used readily available regional and global indicator sources as unofficial proxies, which prevented targets for which national data is not yet available from dropping off the national agenda. Most frequently quoted regional indicators include the Afrobarometer's survey-based indicators³³ and the Ibrahim Index of Africa Governance.³⁴ Among commonly used global indicators, one finds Transparency International's Corruption Perception Index,³⁵ the Global Peace Index,³⁶ Freedom House's Freedom in the World indicator³⁷ and the World Bank's Country Policy and Institutional Assessment.³⁸

(31) Mali (VNR 2018), for instance, conducted a series of national and regional workshops that led to the prioritisation of two targets under SDG 16, namely 16.6 (on effective, accountable and transparent institutions) and 16.a (on strengthening institutions with a mandate to prevent violence and combat terrorism and crime), even while national indicators are not yet currently available to monitor progress against these targets. See Mali, *Rapport national sur la mise en oeuvre des objectifs de développements durables – Forum politique de haut-niveau sur le développement durable*, 2018, https://sustainabledevelopment.un.org/content/documents/20200Projet_de_RNV_ODD_VFcor2_06_06_2018_Actuel.pdf, accessed 29 March 2019.

(32) All SDG indicators are classified into three tiers on the basis of their level of methodological development and the availability of data at the global level. See UN Statistics, *op. cit.*

(33) Cited in the VNRs of Niger (2018) and Zimbabwe (2017), among others. See Republic of Guinea, *Contribution nationale volontaire a la mise en oeuvre des ODD au Forum politique de haut-niveau*, 2018, https://sustainabledevelopment.un.org/content/documents/19612Guinea_RNV_GUINEE_Version_restructure_4.pdf, accessed 29 March 2019.

(34) Cited in the VNRs of Niger (2018) and Zimbabwe (2017), among others. See Niger, *Revue nationale volontaires sur les objectifs de développement durable au Niger*, 2018, https://sustainabledevelopment.un.org/content/documents/19886Niger_Revue_nationale_volontaire_ODD_Niger_Final40718.pdf, accessed 29 March 2019; Zimbabwe, *Zimbabwe Voluntary National Review (VNR) of SDGs for the High Level Political Forum*, 2017, <https://sustainabledevelopment.un.org/content/documents/15866Zimbabwe.pdf>, accessed 19 March 2019.

(35) Cited in the VNRs of Egypt (2018), Cabo Verde (2018) and Namibia (2018), among others. See Egypt, *Egypt's National Voluntary Review 2018*, 2018, https://sustainabledevelopment.un.org/content/documents/20269EGY_VNR_2018_final_with_Hyperlink_9720185b45d.pdf, accessed 29 March 2019; Cabo Verde, *SDG Cabo Verde: Voluntary National Report on the Implementation of the 2030 Agenda for Sustainable Development*, 2018, https://sustainabledevelopment.un.org/content/documents/19580Cabo_Verde_VNR_SDG_Cabo_Verde_2018_ING_final_NU_280618.pdf, accessed 29 March 2019; Namibia, *Implementation of Sustainable Development Goals: Voluntary National Review 2018*, 2018, https://sustainabledevelopment.un.org/content/documents/19880New_Version_Full_Voluntary_National_Review_2018_single_1_Report.pdf, accessed 29 March 2019.

(36) Cited in the VNR of Namibia (2018), *op. cit.*, among others.

(37) Cited in *ibid.*, among others.

(38) Cited in the VNR of Niger (2018), *op. cit.*, among others.

5 - A few countries mention the experimental use of alternative (non-official) data sources for monitoring SDG 16.

Egypt (VNR 2018), for instance, leveraged non-governmental monitoring efforts based on a mobile application called NazahaMap ('Integrity Map'), which allows citizens to report corruption incidents. This crowdsourcing approach to monitoring target 16.5, which calls on countries to 'substantially reduce corruption and bribery in all their forms', allows for the visual reporting of corruption cases on a map of Egypt and produces statistics on several forms of corruption, even if such disaggregation is not required by the global SDG 16 indicators on corruption.

6 - While all reports recognise civil society as an important stakeholder group for the achievement of the 2030 Agenda, civil society often experiences consultations as 'inclusive but not very participatory'.

Civil society warns against formal consultative approaches guaranteeing a few seats to civil society representatives on a national SDG council or committee (often occupied by umbrella organisations or organisations that are not overly critical of the government) while failing to incorporate civil society recommendations into VNRs or national policies.³⁹ Similarly, the involvement of a few civil society actors via consultations, surveys, workshops or other singular events is not always found by them to be 'meaningful involvement'.

7 - Interlinkages between SDG 16 and other goals do not receive much attention.

While interlinkages between the three dimensions of sustainable development – economic, social and environmental – are often mentioned, few countries specifically refer to interlinkages between SDG 16 and other goals. One notable exception is Nigeria's discussion of how better education curricula would promote human rights and gender equality (VNR 2017). Another one is Egypt's effort to mainstream governance in the monitoring of SDG 11 on sustainable cities and communities, by designing a City Prosperity Index with a focus on governance and equity as two of its six dimensions (VNR 2016). Ghana's SDGs Indicator Baseline Report (2018) goes further to highlight the critical role that SDG 16 can play, with its focus on representative institutions and inclusive decision-making, in helping to 'minimize actions [identified as beneficial for the achievement of any given goal] that are likely to lead to setbacks elsewhere'.⁴⁰

(39) See, for instance, Togo Civil Society Working Group, *op. cit.*; CISLAC, *op. cit.*

(40) Ghana, Ministry of Finance, *Ghana's National Development Planning Commission & Ghana Statistical Service, Ghana's SDG Budget Baseline Report 2018*, 9 August 2018, p. 98, <https://www.mofep.gov.gh/sites/default/files/news/Ghana%27s-SDG-Budget-Baseline-Report-Aug-09-18.pdf>, accessed 18 March 2019.

8 - The 'leave no one behind' principle, while frequently quoted in reports, is rarely directly linked to specific targets under SDG 16.

Who is affected by inequitable or unjust laws, policies or budgets? Who is less able to participate meaningfully in public decision-making? The commitment to leave no one behind (LNOB), which means that no goal is considered met unless it benefits all, including the most impoverished and excluded, is rarely linked to specific targets under SDG 16. This is in spite of evidence showing that building accountable, responsive and inclusive governance systems and enacting equity-focused and rights-based laws (both of which feature under SDG 16) can go a long way in reducing inequalities and exclusion across all sectors.⁴¹ Among all African VNRs reviewed, none attempted to directly link the LNOB principle to SDG 16. Most referred instead to social and economic goals, providing detailed accounts of how they are addressing vulnerable groups in the health and education sectors.

9 - A few countries have started to consider shadow reports produced by civil society as part of the formal review process and have acknowledged the value of such independent reports in their VNRs.

For instance, key messages from the Kenyan CSOs' Voluntary Review Report have been integrated into the national government report; the CSO report was also published in full in an annex to the national report (Kenya VNR 2017). Similarly, the Nigerian VNR 2017 and the Sierra Leone VNR 2016 invited civil society feedback on the draft VNR prior to submission, and included the feedback received in the report.⁴² Senegal's VNR 2017 went even further by encouraging the production of independent, non-governmental SDG progress reports, and by indicating the country's intention to support CSOs in the production of such 'alternative reports', drawing from local data sources. Meanwhile, other civil society-led assessments of progress on SDG 16 are conducted on completely separate tracks, even while the weak evidence base of several government-led VNRs could greatly benefit from the wealth of national, regional and global data they compile.⁴³

(41) UNDP, 'What Does It Mean to Leave No One Behind? A UNDP Discussion Paper and Framework for Implementation', July 2018, <http://www.undp.org/content/undp/en/home/librarypage/poverty-reduction/what-does-it-mean-to-leave-no-one-behind-.html>, accessed 29 March 2019.

(42) See Nigeria, *Implementation of the SDGs: A National Voluntary Review*, Annex 2: 'CSO Statement of Validation of the Nigeria 2017 VNR', 2017, <https://sustainabledevelopment.un.org/content/documents/16029Nigeria.pdf>; see also Sierra Leone, *Advanced Draft Report on Adaptation of the Goals in Sierra Leone*, Annex 3: 'Civil Society Contribution to the National SDGs Adaptation Report', 2016, <https://sustainabledevelopment.un.org/content/documents/10720sierraleone.pdf>, accessed 29 March 2019.

(43) For instance, SDG 16 shadow reports prepared by Transparency International's national partners, which aim to provide a detailed assessment of national progress towards three SDG targets linked to anti-corruption and transparency, namely targets 16.4, 16.5 and 16.10, examine 19 specific policy areas under these three targets, on the basis of 175 indicators. Each policy area is assessed with respect to the country's *de jure* legal and institutional framework and its *de facto* effectiveness, using national data, from both governmental and civil society sources, as well as relevant regional and global sources. See Transparency International, 'SDG shadow reporting', <https://knowledgehub.transparency.org/search?q=sdg+shadow+reporting>, accessed 29 March 2019.

10 - So far, countries tend to act as though VNRs were the endgame.

As reminded by a civil society actor who was part of his country's delegation at the HLPF, 'Most of the value of the VNR process lies in the preparations at the national level and how it feeds into SDG implementation, not in the 15-minute presentation in New York!'⁴⁴ VNRs and the shortcomings they expose are also meant to foster governments' adoption of new commitments to act on SDG 16. But no report mentions a plan to hold a debriefing at national level after the HLPF, for instance in Parliament, which is best placed to question government on how it plans to follow up on recommendations emerging from the review. More encouragingly, a few countries mentioned in their VNR plans to institutionalise reviews, such as Guinea's plan to produce a VNR annually (Guinea VNR 2018), as well as plans to establish routines of national reporting beyond the HLPF.

(44) Comment provided by an anonymous civil society respondent in response to a question on 'main challenges faced' in the survey conducted for this study.





4

**INTRODUCING THE
SURVEY ON 'SDG 16
IN AFRICA'**



To ascertain the state of play on SDG 16 in Africa, we designed a survey consisting of 25 questions, covering four main themes (see survey questionnaire in Annex 2):

- institutional arrangements around SDG 16 and stakeholder participation;
- integration of SDG 16 into national planning and monitoring frameworks;
- production of SDG 16 data; and
- public access to SDG 16 data and proactive dissemination.

A few open-ended questions also asked respondents about the greatest challenges they faced, innovative approaches and/or lessons learned from their country's experience that they thought would be useful to share with other African member states, and their needs for technical, financial or knowledge-brokering support.

Overview of survey respondents

The survey was completed by 126 respondents from 38 countries⁴⁵ across the continent (see Annex 3 for list of responding institutions). These 38 participating countries include 17 of the 18 countries that will be presenting a VNR at the HLPF in 2019 and 21 countries that presented a VNR in previous years.

We contacted UNDP country offices to ask for recommendations of relevant national stakeholders involved in SDG 16-related processes who would be well positioned to respond to the survey, including both government (from relevant ministries, parliaments, NSOs and national oversight institutions) and non-government actors (CSOs, research institutions and universities). The intention in seeking inputs from both government and non-government actors was to try to obtain a balanced picture of the state of affairs on SDG 16 in a given country, reflecting the views and experiences of various categories of actors. In addition to recommendations received from UNDP country offices, further suggestions of relevant national stakeholders to contact for the survey were received from the Global Alliance for Reporting Progress on Peaceful, Just and Inclusive Societies, the Pathfinders for Peaceful, Just and Inclusive Societies and Transparency International.

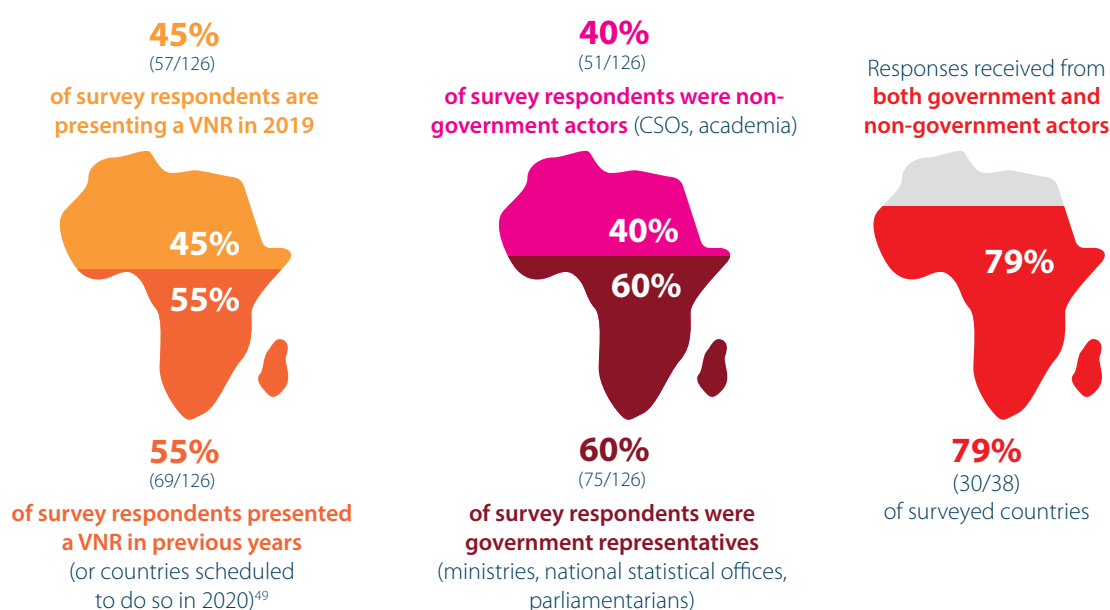
(45) Algeria, Benin, Burkina Faso, Botswana, Cabo Verde, Cameroon, Central African Republic, Chad, Côte d'Ivoire, Egypt, Eritrea, Ethiopia, Eswatini, Ghana, Kenya, Lesotho, Liberia, Madagascar, Mali, Mauritania, Mauritius, Morocco, Namibia, Niger, Nigeria, Republic of Congo, Republic of Guinea, Rwanda, Senegal, Sierra Leone, Somalia, South Africa, Sudan, Tanzania, Togo, Tunisia, Uganda, Zambia and Zimbabwe.



The following analysis and highlights of country experiences draw primarily on the findings of this survey. To verify the responses received, survey results were supplemented by desk research and validated through consultations with UNDP country offices. In some cases, survey respondents were contacted separately to obtain further clarifications on survey responses.

It is important nonetheless to note the limitations of the data collected through this survey. Firstly, the number of survey responses received per country ranges from one to five.⁴⁷ Given this limited number of respondents per country, it should be clear that survey results reflect only a few perspectives on SDG 16 processes in place in a given country, and may not be fully representative of the experience and appreciation of other stakeholders who did not participate in the survey. Secondly, while a conscious effort was made to solicit responses from both government and non-government stakeholders to obtain a balanced picture of the state of affairs on SDG 16 in a given country, in eight countries⁴⁸ this proved difficult and we had to consider the perspectives of only one type of actor. Thirdly, survey results should not be interpreted as a 'definite' assessment of structures and processes in place. It is possible that some stakeholders may not have the full picture of efforts underway and that some of their responses were inaccurate. Finally, it is important to keep in mind that survey questions enquiring about the existence of a mechanism or whether a particular action was taken do not say anything about the effectiveness of this mechanism or the impact of this action. To provide a more comprehensive picture, in some instances additional survey questions were asked to obtain the perception of stakeholders about the effectiveness of such mechanisms or strategies.

Figure 6
Survey respondents: A fairly balanced distribution



(46) While a higher number of responses were received from certain countries, we had to cap the number of responses considered in the analysis to five per country in order to preserve a certain balance in the representation of each country relative to others. In other words, having 20 respondents from country X while other countries had at most five respondents would have given a disproportionate weight to the experience of country X in the overall analysis of results.

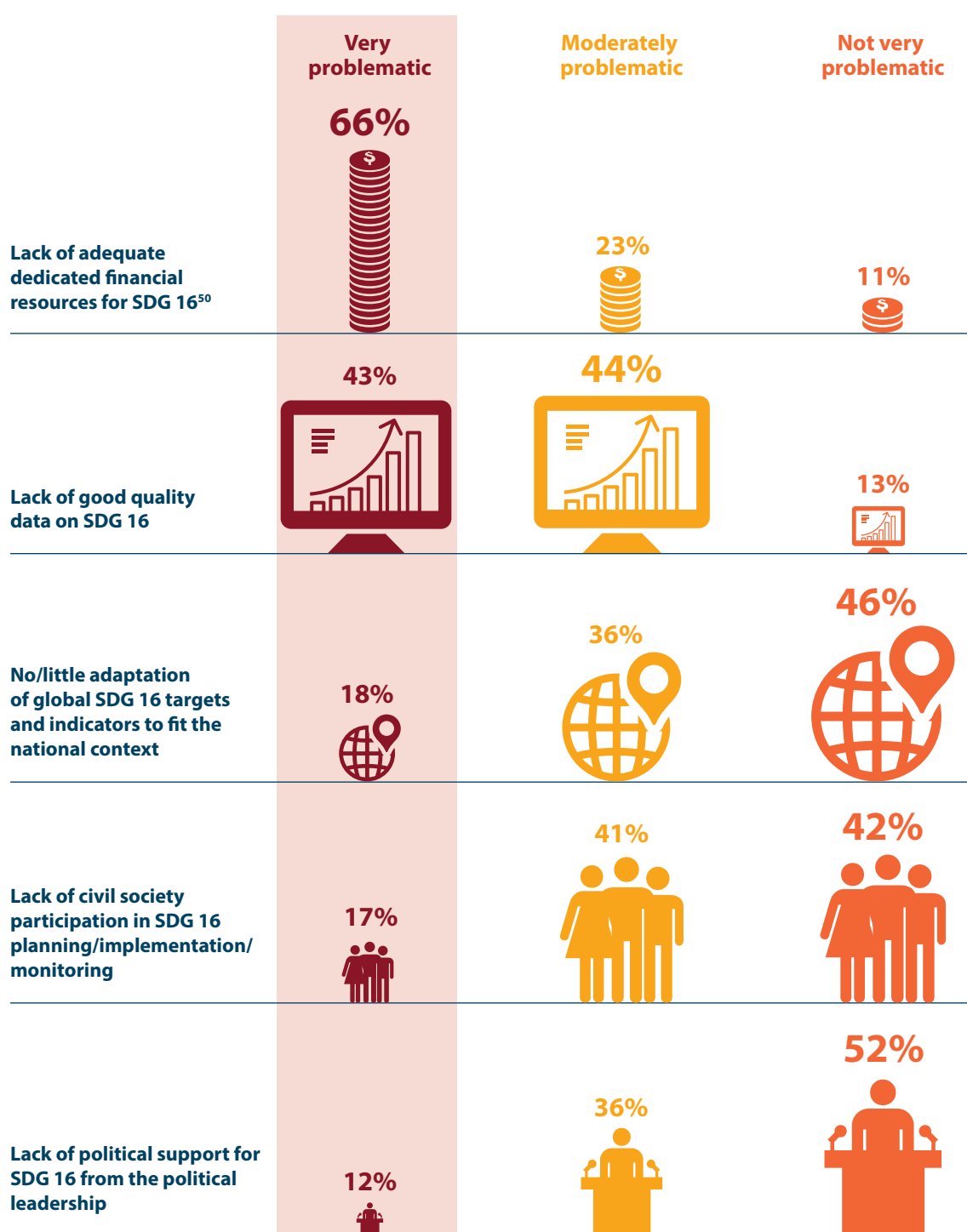
(47) The eight countries where only one type of stakeholders had responded to the survey were Algeria (government only), Botswana (government only), Cabo Verde (government only), Egypt (government only), Ethiopia (government only), Rwanda (civil society only), Sudan (government only) and Tanzania (government only).

(48) Zambia has not presented a VNR yet but has registered its commitment to do so in 2020.



Figure 7**How problematic do you find the following SDG 16-related issues in your country?**

The most problematic issue identified by respondents is the 'lack of adequate dedicated financial resources for SDG 16'.



(49) The question in the survey did not specify any particular purpose for which financial resources for SDG 16 might be lacking – whether for the planning, measurement and/or implementation of SDG 16. As such, respondents may have considered all of these aspects when responding to this question.

One may be encouraged to see that the issue respondents are least concerned about is ‘lack of political support for SDG 16 from the political leadership’. Indeed, a cursory review of VNRs, SDG Indicator Baseline Reports and various stakeholder statements on SDG 16 in recent years reveals fairly strong political support for SDG 16 across the continent. Several African political leaders have recognised the strategic value of SDG 16 as the bedrock not only of the entire SDG agenda but also of their own country’s development trajectory, in settings as diverse as Sierra Leone, Sudan and Ethiopia:

“Here in Sierra Leone, we believe – and I’m sure you all agree – that SDG 16 is the backbone for delivery on all of the SDGs.”

H.E. Mrs Nabeela Tunis,
Minister of Planning and
Economic Development,
Sierra Leone⁵⁰

“In Sudan, the Government of National Reconciliation fully embraces SDG 16 as an opportunity to reap the peace and stability dividend, by leaving no one behind in development but also by leaving no one behind in peace.”

Sudan VNR 2018

“The Government of Ethiopia envisions [taking] Ethiopia to a lower middle-income country by 2025 through fast-growing inclusive sustainable development... To realize this vision, peace, security and strong institutions play a prevailing and foundational role.”

Getachew Adem,
Deputy Commissioner
of the National Planning
Commission, Ethiopia⁵¹

When reminded about the famous African proverb that ‘it takes a village to raise a child’, Ethiopian stakeholders observed that SDG 16 plays a similar role vis-à-vis the SDG agenda. One could say ‘it takes strong institutions to raise a nation’, from ensuring universal access to health and education, to promoting decent work opportunities, to nurturing safe urban communities. On a continent where many countries are among those the furthest away from achieving SDG targets on maternal mortality, access to electricity, malaria, and primary school enrolment, the importance of not seeing SDG 16 in isolation from other goals cannot be overstated.

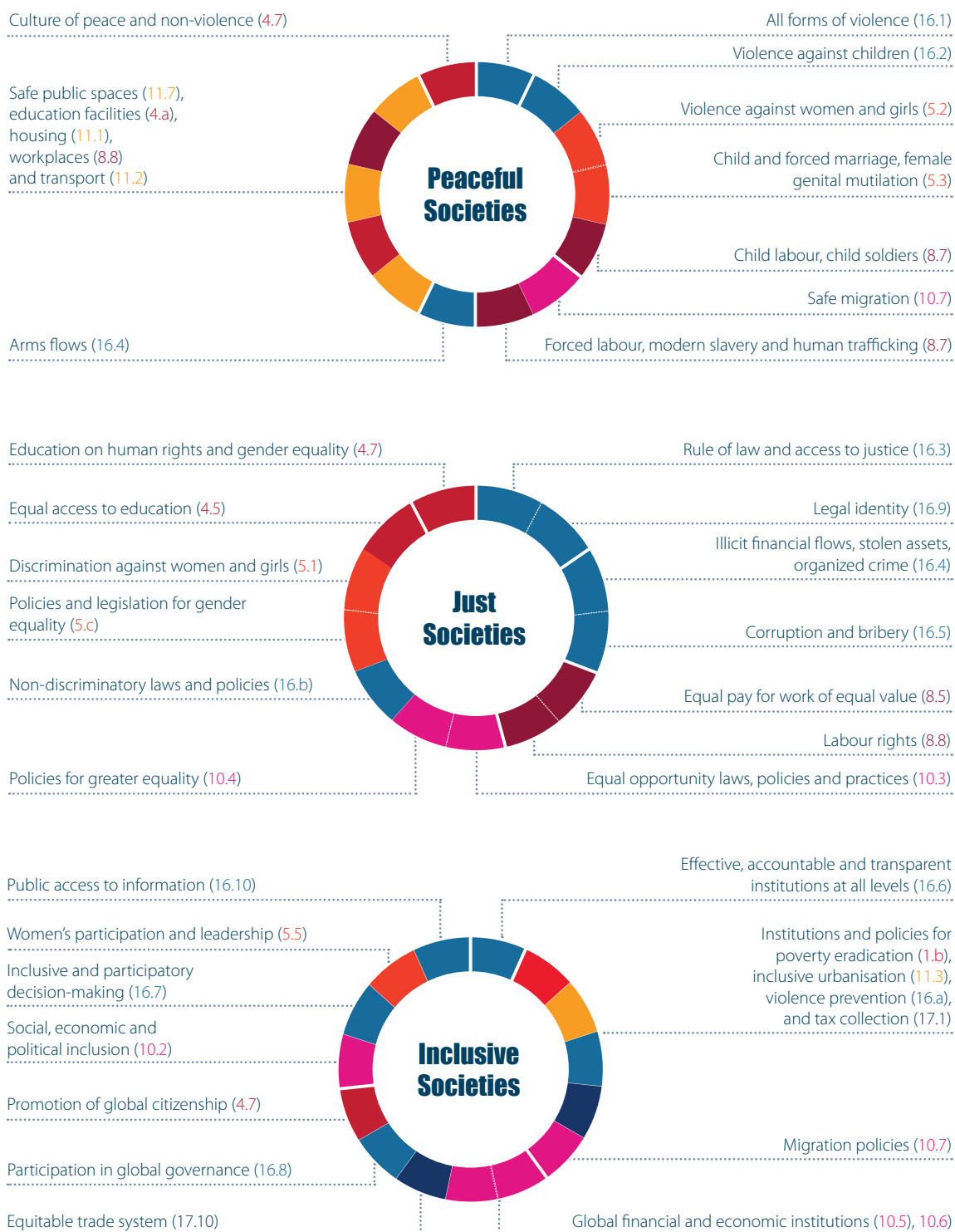
Countries around the world are being encouraged to look beyond the 12 targets under SDG 16, and to consider instead the full set of 36 ‘SDG 16+’⁵² targets. The ‘+’ of SDG 16+ underlines the fact that SDG 16 is both a goal in itself and a crucial enabler to help deliver on all other SDGs. Only a third of all 36 targets measuring an aspect of peace, inclusion or justice in the agenda are found in SDG 16, with 24 other SDG 16+ targets located under seven other goals, as illustrated in Figure x.

(50) SDG16+ Technical Consultation on Justice, ‘Summary Report’, Freetown, Sierra Leone, 11 October 2018.

(51) UNDP Ethiopia, ‘Stakeholders’ dialogue on SDG 16: Peace, justice and strong institutions’, Addis Ababa, Ethiopia, 27 February 2018, <http://www.et.undp.org/content/ethiopia/en/home/presscenter/pressreleases/2018/02/27/stakeholders-dialogue-on-sdg-16-peace-justice-and-strong-institutions.html>, accessed 29 March 2019.

(52) See Pathfinders for Peaceful, Just and Inclusive Societies, *op. cit.*

FIGURE 8
From SDG 16 to SDG '16+': 36 targets measuring an aspect of peace, justice and inclusion across eight SDGs



Source: Pathfinders for Peaceful, Just and Inclusive Societies, 'The Roadmap for Peaceful, Just and Inclusive Societies: A Call to Action to Change our World.' New York: Center on International Cooperation, September 2017

This high interest in 'SDG 16+' among Africa's political leadership has created strong demand for governance statistics, and national statistical offices in diverse settings are now being asked to explore this new domain of official statistics with limited financial means and technical know-how. Inadequate finances and the lack of good quality data on SDG 16 – identified by survey respondents as the two most problematic issues in relation to SDG 16 – are intimately related: some statisticians explain that under-resourced national statistical systems already struggling to produce basic social and economic statistics have been given a 'mission impossible'⁵³ by being asked to establish new data collection systems for SDG 16 with no corresponding increase in resources. Meanwhile, non-state actors who would be interested and able to support national data collection in this 'new' area of official statistics while government systems are being established are struggling to secure recognition from government for the data they can help generate – let alone financial support.

But some countries are embracing SDG 16 as a means to reinforce national data sovereignty, and are making the necessary investments. In other words, national governance statistics can give policymakers the means to conduct their own analysis of the governance situation and its evolution over time, instead of using international governance indicators generated from the outside, which may not always fit the specificities of their country:

“ It's become clear to us that we [the Uganda Bureau of Statistics] share with the political leadership of our country a commitment to achieving 'data sovereignty' – a belief that issues of governance, peace and security need to be measured in a manner we own instead of having international scores or methodologies being imposed on us from the outside. ”

Ben Paul Mungyereza,
Former Executive Director,
Uganda Bureau of Statistics

“ Governance in Kenya is being assessed by some 20 organizations – and not one of them is Kenyan! This proliferation of externally-led, uncoordinated data-collection drives not only marginalizes our national statistical agency but also creates confusion by applying different methods to measure the same things. ”

Zachary Mwangi,
Director General,
Kenya National Bureau
of Statistics (KNBS)

The key take-away from this 'big picture' overview of survey results is that securing the necessary political buy-in to embark on the production of governance statistics for SDG 16 is less challenging than one may think. The main challenge is not that government is not interested in conducting a governance survey, or that ministries refuse to share data, but rather that the resources needed to collect, analyse and quality assure such data are lacking. As explained by survey respondents, budgets for statistical data production by government institutions are dismally low, and 'budgets for this line item are highly vulnerable to budget cuts when there are resource shortfalls and reallocations have to be made'.⁵⁴ Statistical units in governance-related ministries and agencies are therefore understaffed and under-resourced and, as a result, data sets tend to be inconsistent or incomplete.

(53) Comment provided by an NSO respondent in response to a question on 'main challenges faced' in the survey conducted for this study.
(54) Tanzania, 'National Data Roadmap for Sustainable Development: Lessons and Recommendations from 2016-2018', 2018, https://www.nbs.go.tz/nbs/takwimu/SDGs/Tanzania_Data_Roadmap_Process_for_Sustainable_Development_Report_2016-2018.pdf, accessed 29 March 2019.

The solution to this problem is twofold, according to survey respondents and systematically reiterated in a recent wave of SDG data roadmaps and SDG indicator baseline reports published across the continent.⁵⁵ First, there is a need to secure the buy-in of SDG 16-related government institutions for greater budgetary allocations to data production. Second, there is a need to go past traditional barriers between official and non-official data producers to forge the new partnerships needed to report on the full range of issues covered by SDG 16.

On the former, one strategy has proven successful in *Kenya*:

“To secure regular budgetary allocations to this end, the NSO leadership must engage with its political principals and with top-level directors in governance-related ministries and agencies. By sharing with them summary results and analytical briefs of relevance to their immediate priorities, we can demonstrate how small investments in governance statistical production on a regular basis can generate big payoffs over the longer term.”

Zachary Mwangi,
Director General, KNBS

On the latter, an ongoing pioneering effort by civil society and the National Bureau of Statistics in *Tanzania* to produce a CSO Guide on the Tanzanian Statistics Act of 2015 is a telling example of stakeholders' interest in working together to enhance data availability, provided all actors, state- and non-state alike, uphold a set of commonly agreed principles and standards when generating data.⁵⁶ Interestingly, this CSO guide on statistical production will not only help CSOs to improve their citizen-generated data collection methodologies but will also guide policymakers and government decision makers in using such data in their day-to-day work.

The three following chapters provide a more detailed picture of selected countries' efforts to address each of the SDG 16-related challenges listed in Figure 7:

- Chapter 5 looks at survey findings and noteworthy country practices on the measurement of SDG 16, including how global SDG 16 indicators were adapted to make them 'resonate' at country level, and how a range of partnerships and innovations were harnessed for producing better quality data on SDG 16;
- Chapter 6 reviews survey findings on and noteworthy country practices in the broader infrastructure for planning, implementing and reporting on SDG 16, including institutional mechanisms for stakeholder involvement in SDG 16 processes, and strategies used to integrate SDG 16 in national planning, budgeting and reporting frameworks; and
- Chapter 7 presents survey findings on and noteworthy country practices in approaches used for SDG 16 data to lead to actual change on the ground, from making SDG 16 easily accessible to the public, to turning data into stories, to building the capacities of policymakers to use this data in their day-to-day work.

(55) See, for instance, various SDG contextualisation/prioritisation/baseline reports published by Benin, *op. cit.*; Ghana, *Ghana SDGs Indicator Baseline Report*, 2018, <http://www.gh.undp.org/content/ghana/en/home/library/poverty/ghana-sdgs-indicator-baseline-report-2018-.html>, accessed 29 March 2019; Niger, *op. cit.*; Nigeria, *op. cit.*; South Africa, *SDGs – Indicator Baseline Report 2017*, 2017, http://www.statssa.gov.za/MDG/SDG_Baseline_Report_2017.pdf, accessed 29 March 2019; Tanzania, *op. cit.*

(56) This initiative is jointly led by the Tanzania Civil Society Organizations SDGs Platform, CIVICUS DataShift and the National Bureau of Statistics of Tanzania. See Tanzania, *op. cit.*



5

SURVEY FINDINGS ON THE MEASUREMENT OF SDG 16



Making global SDG 16 indicators resonate at home

Even if the 2030 Agenda encourages countries to adapt global SDG targets and indicators to national conditions, only 60% of survey respondents indicated that some efforts had been made in their country in this regard. Among those who said so, most (31%) said that only a few (1–3) national SDG 16 indicators had been added to the global indicator set. More open and participatory SDG 16 domestication processes would make it possible to leverage the first-hand knowledge and perspectives of the monitoring and evaluation (M&E) officials, local councillors, community leaders and other practitioners who are on the frontlines of SDG 16 implementation.

Starting with an audit of the ‘national SDG 16 ecosystem’

In *Uganda*, the starting point for designing a national SDG 16 monitoring framework will be to conduct an audit of the ‘SDG 16 ecosystem’ in the country. This entails mapping relevant national indicators and existing data sources, both official and non-official, complemented by an audit of the readiness of the national statistical system and non-official data producers (including civil society, academia and the private sector) to produce SDG 16 data. The SDG 16 ecosystem audit will also ask a wide range of stakeholders for their views on the types of data (administrative sources, official household surveys, crowd-sourced) that are most likely to influence public debates and policymaking on this goal.



Grounding indicator selection in readily available diagnostics of priority issues in a given country

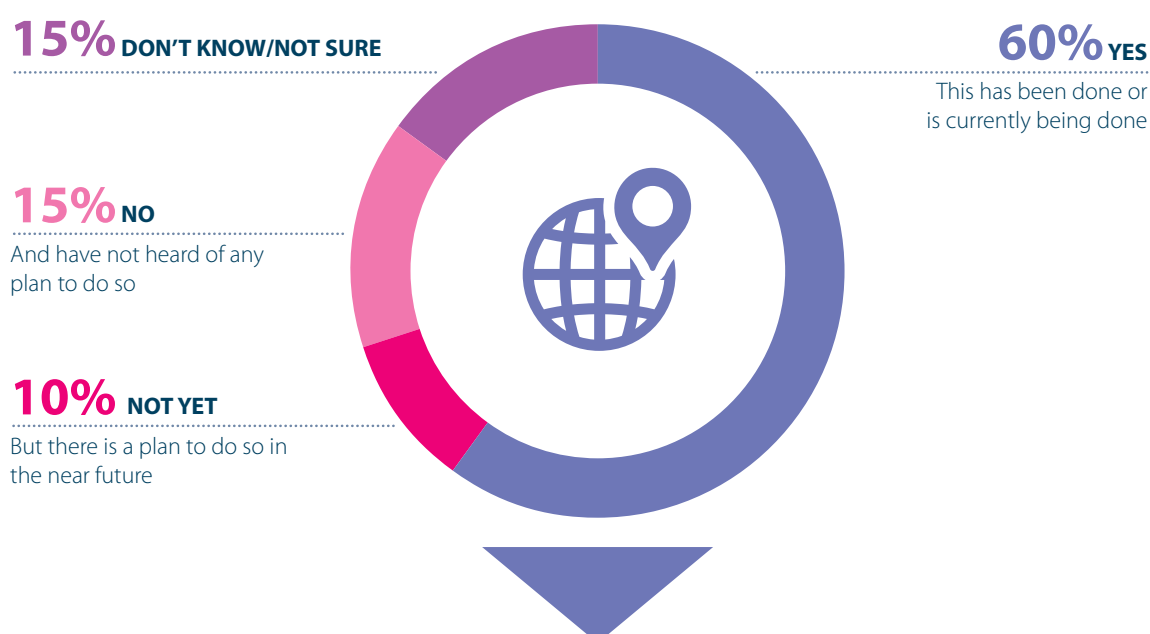
In *Ethiopia*, the approach taken is to be smart in leveraging readily available governance reports to inform the selection of meaningful national SDG 16 targets and indicators, such as the APRM Country Review Report, parliamentary standing committee evaluation reports on institutional performance, periodic line ministry reports submitted to parliaments and the National Human Rights Report and Action Plan.

One such existing diagnostic resource available to all countries is the UPR-SDG Data Explorer,⁵⁷ a database developed by the Danish Institute for Human Rights that categorises all recommendations made by the UN Human Rights Council's Universal Periodic Review (UPR) to individual countries by SDG goal and by target. A particularly interesting feature of the database is the ability to filter searches of SDG UPR recommendations by target and by particular population groups, such as migrants, persons with disabilities, or members of minorities. Since a large majority of UPR recommendations are related to SDG 16, this database can be extremely useful in highlighting priority issues that stakeholders may wish to take into account when localising SDG 16 indicators. For instance, when domesticating SDG target 16.b on non-discriminatory laws and policies and related indicator 16.b.1 on reported discrimination, countries may find it helpful to review the most pervasive types of discrimination in a given country as well as legal and policy reforms recommended by the UPR to tackle such discrimination.

Figure 9

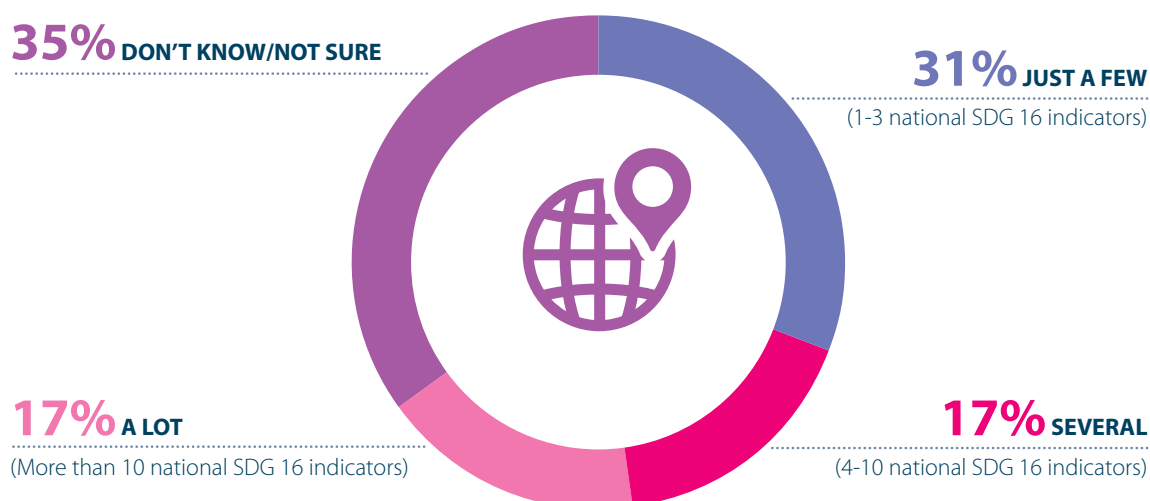
To your knowledge, has there been any effort so far to adapt/tailor global SDG 16 targets and indicators to fit your national context, for instance by adding new targets or new indicators or by changing their global formulation to better fit the local context?

More than half of respondents (60%) said their country has adapted global SDG 16 targets and indicators to the national context.



If indeed your country has 'localised' global SDG 16 indicators, how many national indicators have been added to the official SDG 16 monitoring framework in your country?

Among countries that have adapted global SDG 16 targets and indicators to the national context, most have only added 'a few' (1-3) national SDG 16 indicators.



(57) See Danish Institute for Human Rights, 'SDG – human rights explorer', <http://upr.humanrights.dk>, accessed 30 March 2019.

Explaining the ‘why’, ‘what’ and ‘how’ of what gets measured under SDG 16

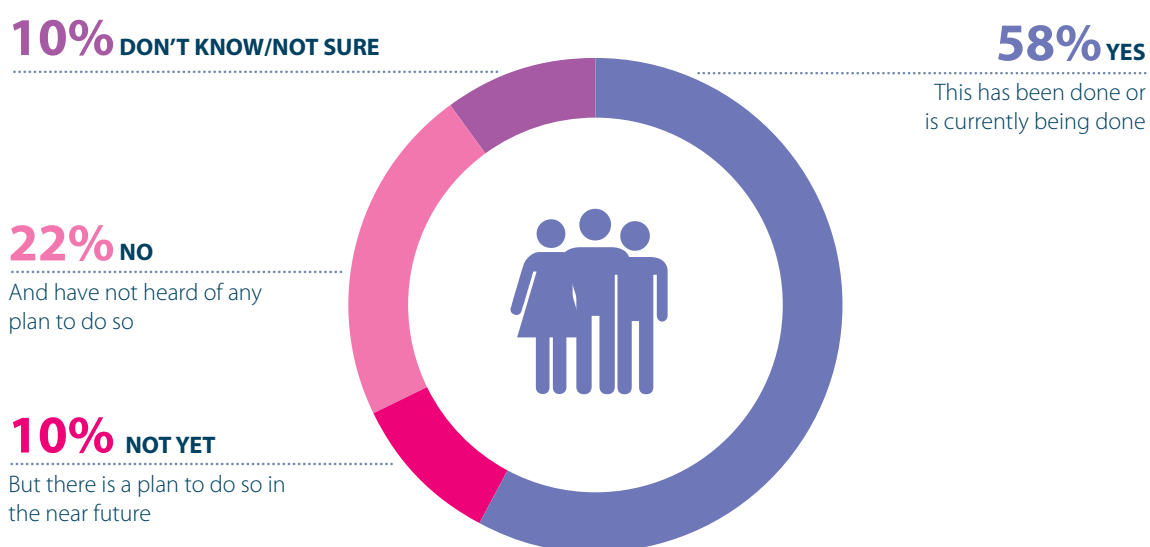
National SDG 16 indicators must be policy-relevant and not merely exist for their own sake. This was a key motivation leading the NSO of Benin, together with data-producing agencies, to publish a detailed manual⁵⁸ defining each SDG indicator tracked by the country, including indicators under SDG 16. Importantly, the manual explains the rationale behind the selection of each indicator. This publicly accessible manual makes it easy for both government and non-government stakeholders to know exactly how each indicator is defined and calculated, and how results on any given indicator can be interpreted. We learn, for instance, that a complementary national indicator for target 16.2 (on ending all forms of violence against children), measuring the proportion of complaints filed regarding abuses against children that resulted in judicial proceedings, was selected because ‘insufficient denunciation for this type of cases and corruption lead to impunity’.⁵⁹ Similarly, we learn that a complementary national indicator for target 16.3 (on access to justice), measuring the judge/100 000 population ratio (in areas served by first instance courts), was adopted because one of the main reasons for delays in the treatment of cases in Benin courts is a shortage of judges. This indicator will therefore be critical in enabling the justice system to monitor progress in the recruitment and deployment of more judges across the country.

Among respondents who said that efforts to localise global SDG 16 targets and indicators had taken place in their country, only 58% said that the government had sought to actively involve a range of national stakeholders in the process.

Figure 10

To your knowledge, has the general public been invited to contribute to the process of identifying national priorities among SDG 16 targets and indicators, and/or to the process of adapting/ tailoring global targets and indicators to the national context?

More than half (58%) of respondents said the general public has contributed to the process of adapting global SDG 16 targets and indicators to the national context.



(58) National Statistical Office of Benin, Manuel de définition et de calcul des indicateurs des cibles prioritaires des ODD au Bénin, August 2017, https://social.gouv.bj/wp-content/uploads/2018/11/Manuel_Définition_Calcul_Indicateurs.pdf, accessed 30 March 2019.

(59) *Ibid.*, p. 186.

Harnessing civil society aspirations to expand the scope of SDG 16

Strong civil society involvement in the ‘translation’ of the global SDG 16 into *Tunisia’s* context led to the design of a Tunisian governance goal that is markedly different from the global goal, in that it fully embraces the grievances and priorities of a society seeking to establish new democratic foundations. First, the Tunisian goal has an explicit target calling for the promotion and protection of human rights (which does not exist in the global goal) and a dedicated national indicator measuring people’s perception of the extent to which fundamental rights and freedoms are respected in the country. Second, in a country where the vast majority of citizens had never been actively involved in a political party, union or community association prior to the change in government in 2011, as many as three new targets on civil and political participation were added to the Tunisian goal. This is a marked departure from the global goal, which only makes a vague reference to ‘participatory decision-making’ under target 16.7. Also noteworthy is a stand-alone Tunisian target on the right to information, which in the global framework is somewhat diluted under target 16.10, where it is combined with the promotion of fundamental freedoms. After decades of opacity and secrecy in public life, and with the passing in 2016 of a new law on access to information, Tunisian stakeholders felt it was important to draw attention to this issue with a specific national indicator measuring people’s perception of the extent to which press freedom is guaranteed in the country.

Complementing global SDG 16 indicators with domesticated and additional indicators

In *South Africa*, consultations with the SDG 16 Sectoral Working Group members, as well as extensive stakeholder consultations around the governance, public safety and justice survey questionnaire to be used as a source to monitor SDG 16 (alongside government administrative records), generated detailed feedback on a wide range of additional issues deemed important to monitor under the goal. To accommodate the feedback received during this consultative process, the country increased the number of national SDG 16 indicators to 29 (compared to 23 at the global level), adding a number of domesticated indicators (adjusted to meet local peculiarities) and creating some additional indicators (where global SDG 16 indicators were found to be insufficient or not applicable to the South African context). For instance, eight indicators were adopted to monitor SDG target 16.2 on violence against children, which at the global level is monitored by three indicators only (see Table 2).

(60) Tunisian Target 8: Promote and protect human rights and fundamental freedoms in accordance with national legislation and international conventions. See Tunisia, *Elaboration d'un Objectif de Développement Durable en matière de gouvernance en Tunisie*. Tunis: Government of Tunisia, 2015.

(61) Namely, Target 5: Ensure inclusive and effective participation in the development, monitoring and evaluation of policies at all levels; Target 6: Partnership with non-government organisations and the media to promote development and good governance; and Target 9: Develop a socio-political environment conducive to a sustainable democracy by ensuring citizen awakening and engagement.

Table 2

Combining global SDG 16 indicators with ‘domesticated’ and ‘additional’ indicators. SDG 16 indicators adopted by South Africa to monitor target 16.2

Target 16.2 – End abuse, exploitation, trafficking and all forms of violence against and torture of children	
16.2.1 Proportion of children aged 1–17 years who experienced any physical punishment and/or psychological aggression by caregivers in the past month	Global SDG indicator
16.2.1D Percentage of school attending children who experienced any physical punishment and/or psychological aggression at school in the past three months	Domesticated indicator
16.2.1A Percentage of learners in grades 8–11 who had been threatened or injured by someone with a weapon on school property during the preceding six months	Additional indicator
16.2.2 Number of victims of human trafficking per 100 000 population, by sex, age and form of exploitation	Global SDG indicator
16.2.2D Incidence of human trafficking for sexual purposes brought to police attention, per 100 000 population	Domesticated indicator
16.2.3 Proportion of young women and men aged 18–29 years who experienced sexual violence by age 18	Global SDG indicator
16.2.3D Proportion of learners in grades 8–11 who self-reported to having ever been forced to have sex	Domesticated indicator
16.2.3A1 Incidence of rape brought to the attention of police per 100 000 population	Additional indicator
16.2.3A2 Incidence of sexual assault per 100 000 population	Additional indicator

Note: The letter ‘D’ next to an indicator means ‘domesticated indicator’ and the letter ‘A’ means ‘additional indicator’.

Source: Statistics SA, ‘SDGs Indicator Baseline Report 2017: South Africa’, 2017, p. 213, http://www.statssa.gov.za/MDG/SDG_Baseline_Report_2017.pdf, accessed 30 March 2019.

When some governance-related issues found to be important for the country were not covered by specific SDG indicators, such as the issue of access to civil justice, which is not captured by the two global indicators used to measure progress on ‘rule of law and access to justice’ (target 16.3),⁶² the South African NSO addressed these gaps through the piloting of new survey methodologies, as part of its governance, public safety and justice survey questionnaire.

(62) Both global indicators under target 16.3 are restricted to the criminal justice system. Indicator 16.3.1: Proportion of victims of violence in the previous 12 months who reported their victimization to competent authorities or other officially recognized conflict resolution mechanisms; Indicator 16.3.2: Unsensitized detainees as a proportion of overall prison population.

Drawing on guidelines on legal needs surveys developed by the Open Society Justice Initiative and the Organisation for Economic Cooperation and Development,⁶³ the South African statistical office worked closely with relevant government agencies, civil society, academics and international organisations to develop a short survey module (average interview time is 25–30 minutes) in tune with the local context. The aims of the module are to take stock of the day-to-day legal problems faced by South Africans (concerning child custody and support, domestic violence, housing, employment, social safety net assistance, consumer issues or access to public services, among others) and to better understand the sources of help available to people, their ability to use them, their perceptions of the outcomes and fairness of the dispute resolution mechanisms used, and the costs they incurred when seeking problem resolution (financial, psychological, time, etc.). Statistics South Africa will be administering the legal needs module every three years.

While independent research organisations such as the World Justice Project have started to produce comparable data on legal needs and access to civil justice on a global scale,⁶⁴ the South African NSO is one of only a few national statistical agencies worldwide to have seized the opportunity offered by SDG target 16.3 to expand official data production on access to justice beyond administrative data generated in courts and in formal justice sector institutions. The surveys conducted by NSOs are also typically based on large, statistically representative samples, which is something international surveys can rarely afford to do. By regularly producing rigorous survey data on a wide range of formal and informal dispute resolution mechanisms, the NSO will be supplying policymakers in the Department of Justice and Constitutional Development, Legal Aid South Africa and the Human Rights Commission with critical information to support broader national planning for access to justice in the country.

Partnerships and innovations for collecting better data on SDG 16

Unlike many other thematic areas of the 2030 Agenda, governance is a fairly new domain in official statistics with few international standards defining its measurement. Few countries and statistical offices have experience in producing governance data (only 10% of respondents said their country was able to produce data for ‘nearly all’ of the 23 global SDG 16 indicators) or in establishing the multi-stakeholder collaborations needed to monitor and report on governance, peace and security. This will require removing traditional barriers between official and non-official producers of governance data and forming new partnerships to produce the data needed to report on SDG 16.

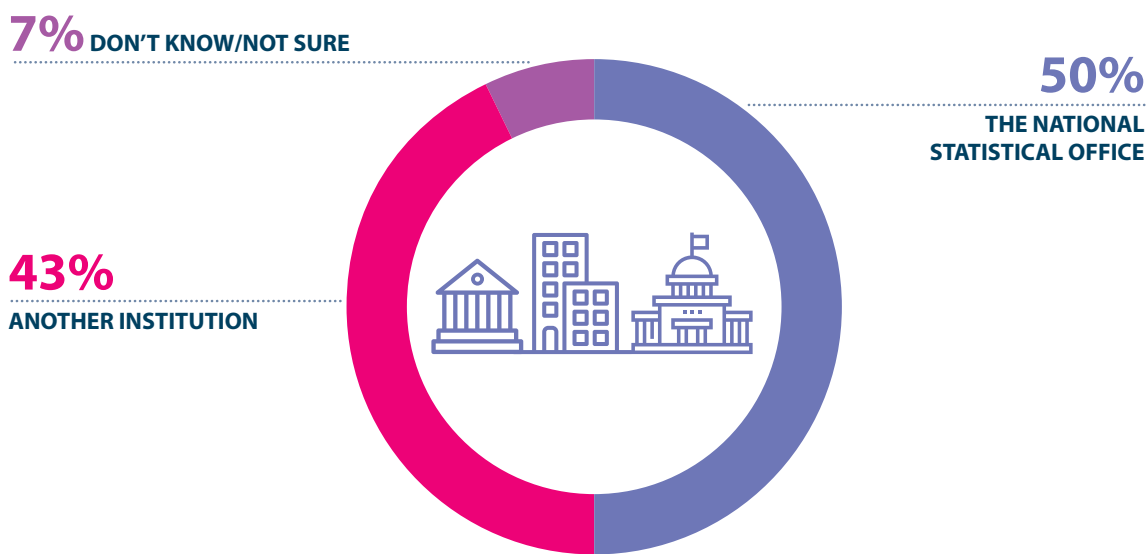
(63) See OECD (Organisation for Economic Cooperation and Development) & Open Society Justice Initiative, *Legal Needs Surveys and Access to Justice*, 2019, <https://www.oecd.org/governance/legal-needs-surveys-and-access-to-justice-g2g9a36c-en.htm>

(64) See World Justice Project, ‘Global insights on access to justice’, 2018, <https://worldjusticeproject.org/our-work/wjp-rule-law-index/special-reports/global-insights-access-justice>, accessed 30 March 2019.

Figure 11

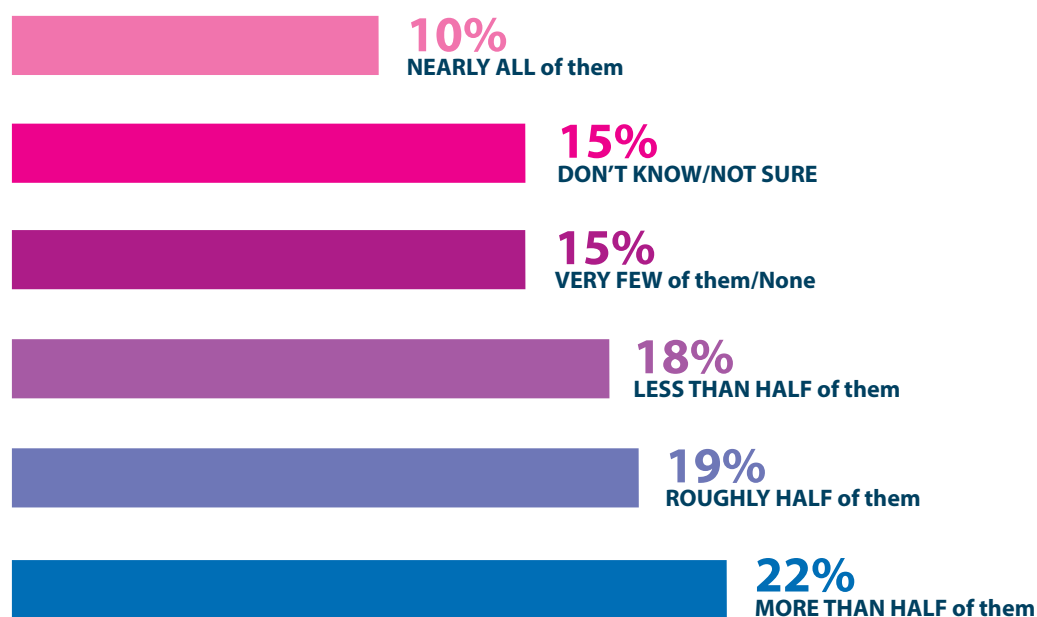
To your knowledge, which national institution leads the work on SDG 16 indicators and data production?

Half of respondents said the NSO leads on SDG 16 data production in their country.



To your knowledge, as of today, what proportion of the 23 global indicators under SDG 16 can your country report on, using national data?

More than half of respondents (53%) said their country is unable to report on more than half of the 23 global SDG 16 indicators, using currently available national data.



Through the GPS-SHaSA experience, African NSOs in both transitioning and consolidated democracy contexts have proven to be interested and able – politically, financially and methodologically – to produce official survey-based governance statistics. Yet almost half (48%) of respondents said their country was unable to report on at least half of the global SDG 16 indicators. When considering that nearly half (11 out of 23) of these indicators are survey-based, this essentially means that half of African countries are missing out on the opportunity to conduct a public survey on governance that would enable them to report on these 11 survey-based indicators in one go.

This is exactly the pioneering approach that the community of African statisticians, under the auspices of the AU, has been experimenting with since 2012, as part of SHaSA.⁶⁵ By attaching a two-page survey module on GPS to periodic socio-economic support surveys, 15 pilot NSOs have been able to systematically measure what people experience and think about the performance of their government, as well as the peace and security climate in their country. Furthermore, the high diversity among the 15 participating countries⁶⁶ – including post-conflict settings such as Mali, countries in crisis such as Burundi (at the time), ‘new’ democracies such as Tunisia, and top-ranking democracies such as Cabo Verde – shows that NSOs in both transitional and consolidated democracies are politically, financially and methodologically able and willing to run official surveys on GPS.

So far, the pilot testing of the GPS-SHaSA surveys across the continent has shown that NSOs have several comparative advantages in coordinating the national production of survey-based statistics on governance. These are their official legitimacy as public institutions; their familiarity with established statistical standards and procedures; their ability to draw large, nationally representative samples that allow for fine-grained disaggregation; their strategic position, which enables them to ensure the sustainability of data collection and dissemination; and the cost-effectiveness of attaching ‘add-on’ governance modules to already-paid-for support surveys. This piggy-backing approach allowed for considerable economies of scale and made it possible for GPS surveys to be repeated beyond the pilot phase: so far, the GPS survey module has been used five times by the Malian NSO, and three times by the Ugandan and Tunisian NSOs.

Today, several of these countries are using GPS-SHaSA statistics to monitor SDG 16. In *Cameroon*, for instance, eight SDG 16 indicators⁶⁷ are measured directly from the GPS-SHaSA dataset. Meanwhile, *Côte d'Ivoire* recently took the extra step of revising the GPS-SHaSA questionnaire to ensure that it meets the specific data requirements of national SDG 16 indicators in the country. The NSO will be attaching this SDG 16 module to a larger survey on corruption scheduled for 2019, following on the economical GPS-SHaSA modular approach.

(65) See UNDP, 2017a, op. cit.; AUC Statistics Division, ‘Fact sheets on governance, peace and security statistics’, <http://www.austat.org/fact-sheet/>, accessed 30 March 2019.

(66) The 15 GPS-SHaSA pilot countries are Benin, Burundi, Burkina Faso, Cameroon, Cabo Verde, Côte d'Ivoire, Guinea Bissau, Madagascar, Malawi, Mali, Niger, Senegal, Togo, Tunisia and Uganda.

(67) Three national indicator variations for 16.1.3, and one indicator each for SDG 16.1.4, 16.5.1, 16.6.2, 16.7.2 and 16.b.1.

Recognising that this methodological approach holds promise in terms of its scientific robustness, its viability over the longer term, and its ability to generate insightful and policy-relevant results,⁶⁸ directors general of statistical offices across the continent, at their most recent annual meeting, 'invit(ed) all AU Member states to regularly conduct data collection on governance, including corruption, peace and security... to document progress'.⁶⁹ A new wave of GPS-SHaSA surveys by volunteer countries across the continent is scheduled for 2019–2020, using the recently revised version of the GPS-SHaSA survey module. This revised module provides countries with all the data they need to report on their governance and peace commitments under both SDG 16 and Africa's Agenda 2063. In the run-up to these surveys, the AU's Statistics Division will be inviting participating NSOs to take part in a series of training sessions on how to plan for and implement these surveys, with the technical support of IRD-DIAL, a French research institution with expertise in working with NSOs in Africa, Latin America and Asia to produce survey-based measurements of governance.

Recognising the intrinsic 'authority' of ordinary citizens in generating numbers on governance

The vital importance of grounding SDG 16 monitoring in people's own assessment of progress was recognised by Tunisian stakeholders, who added 10 survey-based indicators to the existing count of 11 survey items in the global set of SDG 16 indicators. This makes 70% of SDG 16 indicators in *Tunisia* survey-based, compared to only 48% in the global set. As explained by a Tunisian statistician involved in national consultations on SDG 16, public officials had no choice but to concede that survey data was not only more reliable than administrative data sketchily produced by government agencies and ministries, but was also more in line with the intention of SDG 16 – that is, to foster inclusive societies and accountable institutions. This made it especially important to include peoples' voices in monitoring progress towards the Tunisian governance goal.⁷⁰

This recognition by Tunisian stakeholders of the intrinsic authority of ordinary citizens in generating numbers on matters of governance empowered the Tunisian statistical office in 2014 to run the first official household survey on 'Citizen Perceptions on Security, Freedom and Local Governance' conducted in the country, building on the GPS-SHaSA questionnaire.⁷¹ This survey was repeated in 2017, this time fully funded by the government, and has since become the main instrument used to report on the Tunisian governance goal. The next survey planned for 2020 will be conducted on a larger sample and, for the first time, will allow for the disaggregation of indicators at the level of governorate (the country has 24) in an effort to identify 'who is left behind'.

(68) See, for instance, Orkin M, Razafindrakoto M & F Roubaud, 'Governance, Peace and Security in Burundi, Mali and Uganda: Comparative NSO Data for Measuring Goal 16 of the SDGs', EU Policy Brief, 3, Nopoor Project. Paris: IRD-DIAL, 2015; Laberge M, Dossina Y & F Roubaud, 'Counting what counts: Africa's seminal initiative on governance, peace and security statistics', *African Statistical Journal*, 20, February 2018.

(69) See AU Statistics Division, '12th Committee of Directors General of African NSOs – Conclusions and Recommendations'. Addis Ababa: AU, 2018.

(70) See Laberge M & N Touihri, 'Can SDG 16 data drive national accountability? A cautiously optimistic view', *Global Policy*, 10, S1, January 2019.

(71) See AU Statistics Division, *op. cit.*

Keeping the governance survey design process open and participatory

Most countries in the GPS-SHaSA pilot held a ‘national validation workshop’ prior to administering the survey. At this event, likely ‘users’ of governance statistics – government actors and parliamentarians, as well as CSOs and research institutions – were invited to review the harmonised survey questionnaire used as a base in all countries, and to propose country-specific adjustments to better suit the local context. As noted by Mercy Kanyuka, Commissioner of Statistics in *Malawi*, ‘national validation workshops were very effective to build trust in the methodological rigour of the process, and to create demand for governance statistics, across a wide range of stakeholders at country level’.⁷² Participating statisticians also noted that by keeping the process open and participatory from start to finish, data collection could unfold without any backlash or resistance from those whose performance was being assessed by citizens – including the executive, parliamentarians, locally elected officials and justice officials.

Similarly, Statistics *South Africa* conducted extensive stakeholder consultations on initial drafts of the governance, public safety and justice survey questionnaire to be used for monitoring SDG 16, to make sure that the ‘right’ questions were asked to capture national priorities. These consultations were held by each of the nine provincial head offices of Statistics South Africa, and included meetings with local administrations, CSOs, researchers, and independent oversight institutions such as the South African Human Rights Commission and the Commission for Gender Equality.

Leveraging existing governance data collection systems in place for the APRM

The Kenyan NSO (KNBS) is trying to rationalise governance data collection exercises undertaken for the APRM and for SDG 16. With the government set to introduce a county peer review mechanism to monitor the progress made by individual counties on APRM commitments since devolution reforms were passed, the statistical office, together with the NEPAD Secretariat steering the APRM process in Kenya, are planning to hit two birds with one stone by using the APRM survey, which will initially be tested in a sample of eight counties, for reporting on both APRM commitments and SDG 16 targets.

(72) See UNDP, 2017a, *op. cit.*, p. 18.

To improve administrative data collection on SDG 16, establish collaboration mechanisms between NSOs and relevant ministries and agencies

One of the greatest problems highlighted by statisticians who responded to the survey is the lack of comparability of data produced by ministries – across administrative levels (institutions operating at the local level often record data differently than those at the central level) and between institutions operating in a given sector. For instance, the lack of coordination between the police, the courts and hospitals often leads to the double-counting of homicide cases recorded by each institution.

The systematic collection of administrative data for monitoring SDG 16 requires structured relationships between a country's NSO and relevant data-producing institutions, such as the courts, the prisons, police stations, national human rights commissions and anti-corruption commissions. To address the challenge of producing compatible and consistent data over time, in *Kenya* the KNBS established a network of M&E focal points across more than 30 ministries and agencies, and holds quarterly meetings with them to harmonise definitions, reporting formats and data collection periodicity. For instance, the police and the Wildlife Service came together to establish common guidelines for the collection of data on illegal trade and recovery of light weapons and ammunition.

In most of these agencies, administrative data continues to be transmitted mainly through a complex paper trail, or at best through email. The KNBS is now working to establish computerised, sector-wide data-collection platforms accessible by all actors operating in a given sector. Such platforms would greatly facilitate overall coordination and quality control by the KNBS. Computerisation will also enrich analysis, for instance by enabling the layering of demographic data over governance data.


Alternatively, other statistical agencies, such as in *Cabo Verde*, have developed tailored capacity-building programmes for individual ministries, in the form of cooperation protocols. Such protocols formally state the statistical agency's commitment to build the data-collection capacity of the government institution around a specific data issue jointly identified by the institution and the NSO, as well as the institution's commitment to share data in a specific format and according to a certain periodicity. Collaboration protocols also outline how such capacity building will be carried out, and provide official guarantees to the government institution that the micro-data shared with the NSO will be kept strictly confidential.⁷³

(73) See UNDP, 2017a, *op. cit.*

Figure 12

To your knowledge, is non-state (unofficial) data being used to report on SDG 16, or is the reporting exclusively based on official sources (ie, ministry data, official surveys conducted by the NSO, etc.)?

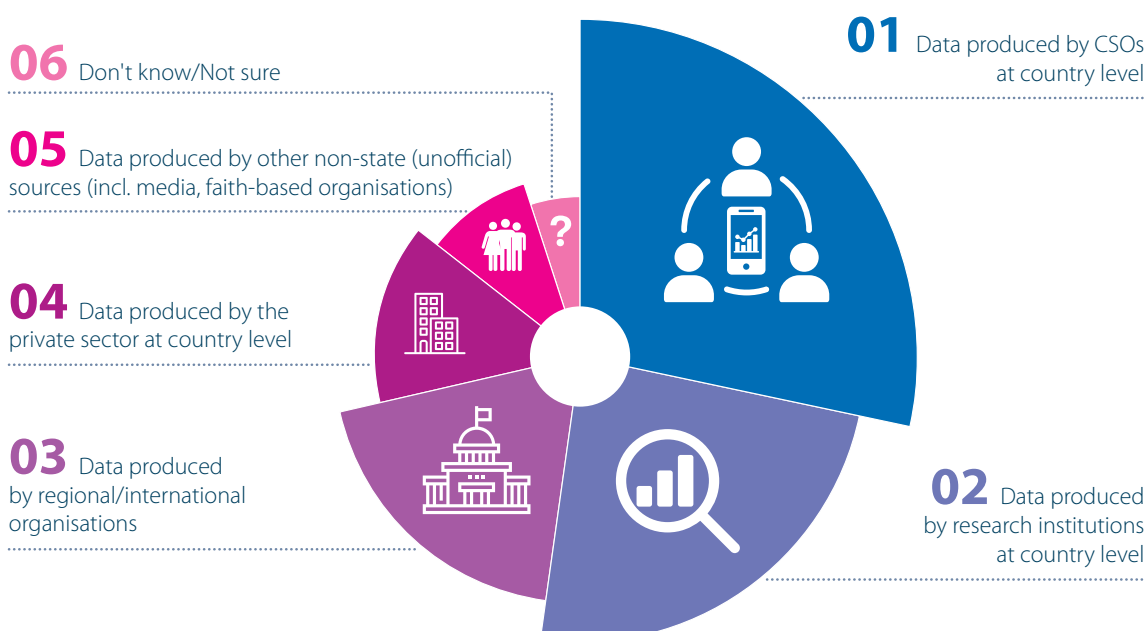
Nearly half (46%) of respondents said non-state (unofficial) data is not being used to report on SDG 16.



If that's the case, what kind(s) of non-state (unofficial) data is (are) being used (or will be used) to report on SDG 16?

Among countries that use non-state (unofficial) data to report on SDG 16, most use data produced by CSOs at country level.

Responses presented in decreasing order of usage, i.e. (1) is the non-state (unofficial) data 'most used' by countries to report on SDG 16 and (5) is the non-state (unofficial) data 'least used' by countries to report on SDG 16:



Officially mandating civil society with conducting participatory reviews of the implementation of SDG 16

The government of *Cameroon* has officially invited civil society to produce an independent assessment of progress in achieving the SDGs, with the active participation of local populations and local authorities, and on the basis of ‘simple and meaningful indicators’ freely selected by local communities during a series of regional workshops.⁷⁴ Called the National Monitoring Review and Accountability Framework for the SDGs in Cameroon, this tool for a grassroots assessment of progress aims to complement the official (government-led) reporting mechanism and is expected to feature in the country’s next VNR. The idea is to translate the global SDG indicators into a local and understandable language and reality. This means that local communities are being asked for their own interpretation of SDG 16 and its targets. In yet another instance of government–civil society collaboration, the NSO of Cameroon has committed to working closely with civil society in designing these simplified, people-centred SDG 16 indicators.

Harnessing the methodological skills of academia

In *Zimbabwe* seven state universities⁷⁵ with programmes on peace studies were invited to make suggestions on how to tailor global targets and indicators under SDG 16 to the national context. This collaboration is now being expanded to also include data production, given major SDG 16-related data gaps in the official statistical system. To ensure that the data produced will ultimately be accepted as official data that can be used for global reporting, the national statistical office is closely associated with the initiative.

Enabling independent research institutions to collect sensitive governance survey data when they are better placed to do so

In some countries, people may feel reluctant to take part in surveys related to violence against women or family violence or similar subjects, especially when they do not trust the data collector to protect the confidentiality of individual responses. Often, a respondent will refuse to answer these questions or sometimes even provide false answers. Yet three survey-based indicators under SDG 16 aim to measure just that – indicator 16.1.3 on the proportion of population subjected to physical, psychological or sexual violence in the previous 12 months, indicator 16.2.1 on the proportion of children aged 1–17 years who have experienced any physical punishment and/or psychological aggression by caregivers in the past month, and indicator 16.2.3 on the proportion of young women and men aged 18–29 years who had experienced sexual violence by age 18.

(74) Cameroon & UN, *Document national de contextualisation et de priorisation des ODDs pour le Cameroun*. Place of publication: publisher (not specified), 2017.

(75) The Africa University, the Great Zimbabwe University, the Selous and Mid-Lands University, Bindura University of Science Education, the National University of Science and Technology and the Harare Institute of Technology.

As explained by an independent researcher in *Eswatini*, in certain cultural contexts such incidents are too often brushed under the carpet as ‘household dirt’. Victims will therefore refrain from reporting their victimisation to interviewers from the NSO for fear that their responses might be communicated to the police or shared with other members of the household, possibly even with the perpetrator of the violence. In such contexts, independent research institutions might be perceived as more trustworthy when it comes to protecting the respondent’s privacy and guaranteeing that the information provided will not be shared with anyone. As such, researchers in Eswatini are hoping to establish a collaboration protocol with the national statistical agency for the valuable data they produce on such sensitive topics to be officially recognised and used by the government in reporting on these three SDG 16 indicators.

Meanwhile, NSOs have a responsibility to establish data collection and data management systems that can protect the privacy of individuals at every stage in the statistical process. NSOs should also make it clear to the public that SDG 16 data collected to produce statistical information will be strictly confidential, used exclusively for statistical purposes and regulated by law.⁷⁶ It may be helpful also if an independent body at the national level, with appropriate powers to ensure compliance, supervises data protection at all stages of collection, processing and storage carried out by government or research institutions.⁷⁷

Leveraging the capacities of independent research institutions in settings where NSOs may not have experience yet in running governance surveys

How a survey is implemented is crucial to the usefulness of its results. A carelessly implemented governance survey will result in unreliable data, regardless of the quality of the underlying questionnaire. In particular, rigorous enumerator training is crucial to the quality of responses provided to governance surveys. The GPS-SHaSA experience has shown that NSOs typically need at least five days to train fieldworkers on how to pose questions and how to create an atmosphere that makes respondents feel comfortable, especially when asked questions that may be sensitive in certain national contexts. In some countries, NSOs may not have the necessary capacity to undertake a national governance survey just yet – and when that is the case, ‘researchers can be important allies’⁷⁸ in carrying out such surveys.

(76) In line with Principle 6 of the UN Fundamental Principles of Official Statistics, endorsed by the UN General Assembly on 29 January 2014 (A/Res/68/261).

(77) See OHCHR (Office of the UN High Commissioner for Human Rights), ‘A Human Rights Based Approach to Data: Leaving No One Behind in the 2030 Agenda for Sustainable Development’. Geneva: UN, 2018, p. 16.

(78) Comment by an academic respondent from Eswatini in response to a question on ‘main challenges faced’ in the survey conducted for this study.

In *Liberia*, where reconciliation and social cohesion are fundamental to achieving sustainable development, survey data that captures people's voices on these issues is of paramount importance in designing well-targeted interventions for conflict transformation. This was recognised by the government, which decided to use a survey-based monitoring tool – the Social Cohesion and Reconciliation Index (SCORE Index) – as an overarching measure of progress to track the implementation of Pillar 3 (on sustaining the peace) and Pillar 4 (on governance and transparency) of Liberia's new national development plan (Pro-Poor Agenda for Prosperity and Development 2018–23).⁷⁹ But for the start-up period, a partnership was forged with an independent research institution,⁸⁰ while the Liberia Institute of Statistics and Geo-Information Services continues to build the necessary technical capacity to conduct such specialised surveys.

The same SCORE Index is also used to monitor the achievement of Liberia's own version of SDG 16. It is made up of 26 national indicators measuring people's experiences and perceptions on a wide range of governance and peace issues, tracked on an annual basis. The index draws on two sources, namely a nationally representative household survey and a panel of civil servants and governance experts.⁸¹ For instance, while Liberian citizens are asked about their confidence in the legislature, governance experts and civil servants in each county are asked more specific questions about the extent to which the legislature is effective in holding the government to account.

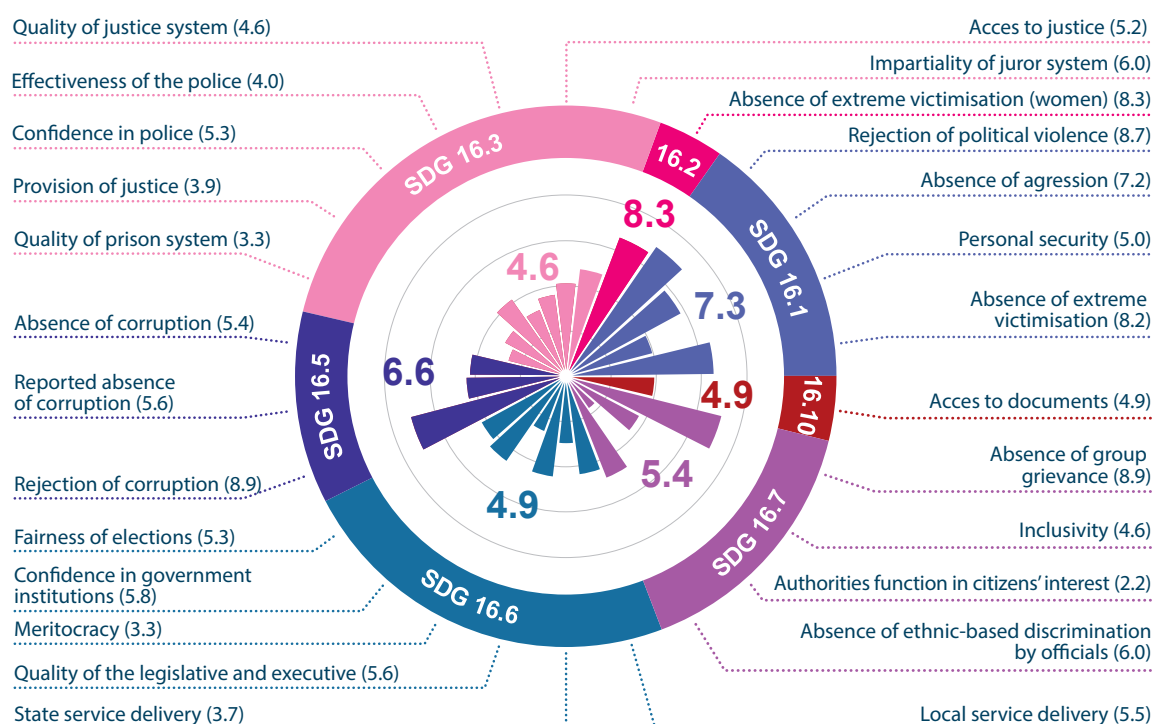
(79) The monitoring framework of Liberia's national development plan for the period 2018–23 states the goal to improve the SCORE index score from 5.2 to 7. See Liberia, 'Pro-Poor Agenda for Prosperity and Development 2018–23', 2018, [https://www.emansion.gov.lr/doc/Pro-Poor%20Agenda%20For%20Prosperity%20And%20Development%20book%20for%20Email%20sending%20\(1\).pdf%20-%20Compressed.pdf](https://www.emansion.gov.lr/doc/Pro-Poor%20Agenda%20For%20Prosperity%20And%20Development%20book%20for%20Email%20sending%20(1).pdf%20-%20Compressed.pdf), accessed 31 March 2019.

(80) SCORE Liberia is implemented by the Centre for Sustainable Peace and Democratic Development (SeeD), which advises international development organisations, governments and civil society leaders on the design and implementation of evidenced-based strategies for social change and sustaining peace. In Liberia, the fieldwork for both Wave 1 (2016) and Wave 2 (2018) was conducted by Search for Common Ground (SfCG). The SCORE Index has been implemented in Cyprus (2013–ongoing), Bosnia and Herzegovina (2014), Nepal (2014), Ukraine (2015–ongoing), Liberia (2016–ongoing), and Moldova (2017–ongoing). For more information on SCORE, see SCORE for Peace, <https://www.scoreforpeace.org/>, accessed 31 March 2019.

(81) The SCORE Index is computed from a general household survey administered to 6 210 people across the country and from a survey and qualitative interviews of 184 government experts and civil servants residing across the 15 counties of Liberia (8–12 per county).

Figure 13

**Partnering with independent research institutions to produce governance survey data:
Liberia's 26 survey-based indicators to monitor SDG 16**



Note: Indicator scores, on a scale of 0 to 10, are shown in brackets next to each indicator. Average SDG 16 target scores are shown in the middle of the circle, vis-à-vis corresponding SDG 16 targets.

Source: SeeD (Centre for Sustainable Peace and Democratic Development), SCORE Liberia 2018 – Final Report. Monrovia: SeeD, 2018

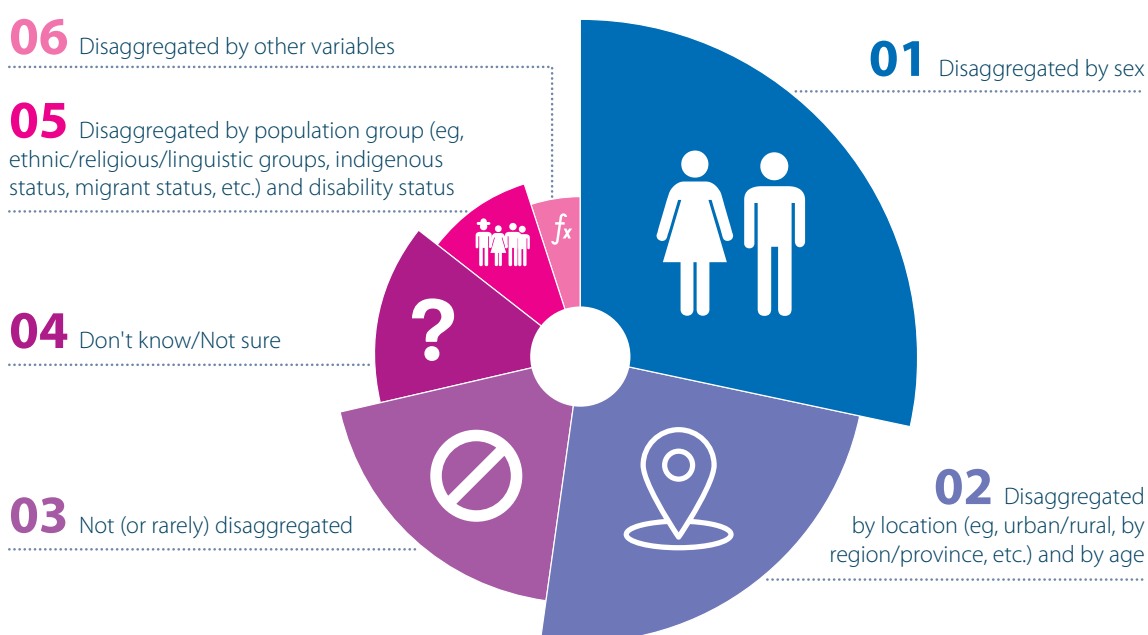
The availability of such rich survey data has allowed for detailed assessments of challenges in the various areas covered by SDG 16. For example, SDG target 16.3 on rule of law and access to justice, which at global level is monitored only by two criminal justice indicators – one on unsentenced detainees and another on violent crime reporting – is monitored in Liberia from the viewpoint of people's own experience of justice. Survey-based indicators are used to track the extent to which people trust the government to provide fair and effective justice services, and the extent to which they trust the police to protect them. Five other indicators used to monitor target 16.3 draw on the first-hand experiences of civil servants and governance experts working at county level to measure more specific aspects of justice services delivery, such as court accessibility issues, the competency of justice and police personnel, and the extent to which jurors in courts are selected in a fair and impartial way.

Figure 14

On the basis of the SDG 16 data you have seen so far, to what extent would you say that this data is disaggregated?

Respondents said disaggregation of SDG 16 data by sex, age and location (urban/rural; region; province, etc.) is most common; still, many say SDG 16 data is not (or rarely) disaggregated.

Responses presented in decreasing order of availability, i.e. (1) is the most commonly available type of disaggregated SDG 16 data and (6) is the least commonly available:



Governance survey modules attached to large official surveys can reveal important disparities. Because large samples enable fine-grained disaggregation, a governance survey module attached to a large-scale national survey can unveil significant differences in how the rich and the poor, the young and the old, the educated and the uneducated experience governance and peace in their daily lives.

In the absence of nationwide governance survey data, it is challenging to identify which population groups suffer most from discrimination, corruption or poor public service delivery – whether it is elderly women, the least educated, northerners, urbanites, unemployed youth or the poorest income quintile, for example. This is a major advantage of having NSOs administer these surveys rather than other independently run governance surveys that use smaller samples, such as the Afrobarometer surveys. The average sample size across countries that run the official GPS-SHaSA survey was around 12 000 individuals. This is five to 10 times the typical size of similar independent surveys on governance, such as those run by the Afrobarometer. While useful in many respects, such smaller surveys cannot claim that results about a subgroup in the sample are representative of that subgroup in the national population with the same level of confidence that a large-scale survey run by an NSO can.





6

**SURVEY FINDINGS ON THE
BROADER 'INFRASTRUCTURE'
FOR PLANNING, IMPLEMENTING
AND REPORTING
ON SDG 16**

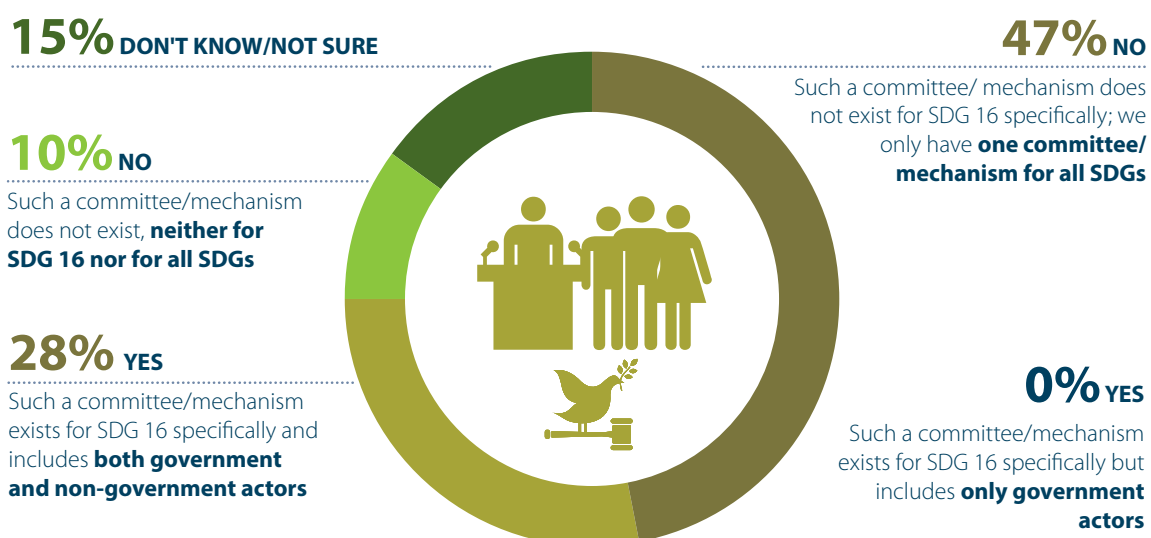


Who has a seat at the table? Stakeholder involvement in SDG 16 processes

Figure 15

To your knowledge, has the government established an official multi-stakeholder committee/platform to support the implementation/monitoring of SDG 16 specifically, such as a 'Steering Committee on SDG 16'?

Nearly half (47%) of respondents said an official multi-stakeholder committee to support the implementation/monitoring of SDG 16 specifically has not been established in their country.





An emerging cohort of SDG 16 champions' establishing multi-stakeholder committees on SDG 16 specifically

Two main approaches can be identified regarding institutional mechanisms for stakeholder involvement in SDG 16-related processes at national level. The most common configuration, which nearly half (47%) of respondents identify as being the one in place in their country, is simply to let the existing coordinating body for all SDGs lead on SDG 16. This body might be a specific ministry (ministries of foreign affairs, economics, planning or finance, or to the centre of government, such as the office of the presidency or office of the prime minister, are commonly in charge) or a new body specifically established to lead and coordinate national SDG processes, such as a National Steering Committee on the SDGs or the like. Such bodies vary greatly in their composition, ranging from committees constituted solely by government representatives to others constituted by a diversity of stakeholders.⁸²

Another route, mainly adopted by an emerging cohort of SDG 16 champions (28% of respondents), consists of establishing some version of a multi-stakeholder committee that assumes leadership and coordinates the implementation and monitoring of SDG 16 specifically, distinct from the committee leading the implementation of all SDGs. This is the case in *Liberia*, where three specific multi-stakeholder 'technical working groups' were established (focusing on justice, security, and peace and reconciliation), each having strong representation by civil society, county development committees and private companies. These working groups will be working simultaneously towards the implementation of the national plan and the achievement of SDG 16, since Pillar 3 (on sustaining the peace) and Pillar 4 (on governance and transparency) of the country's national plan are fully aligned with SDG 16.

In *Uganda* an effort is underway to convert the current government-led institutional mechanism for SDG 16 into a multi-stakeholder platform. While the Ministry of Justice, supported by the Justice Sector Coordination Office, has assumed primary leadership over the implementation of SDG 16 so far, a National SDG 16 Audit has been launched to 'implement an inclusive monitoring methodology that includes both government and civil society'.⁸³ The first step is to conduct an audit of stakeholder engagement around SDG 16, aimed at mapping producers, disseminators and users of governance data. A thematic working group will then be established on SDG 16, constituted of respective government institutions, civil society, academia, the private sector, Parliament, independent oversight institutions and development partners/UN.

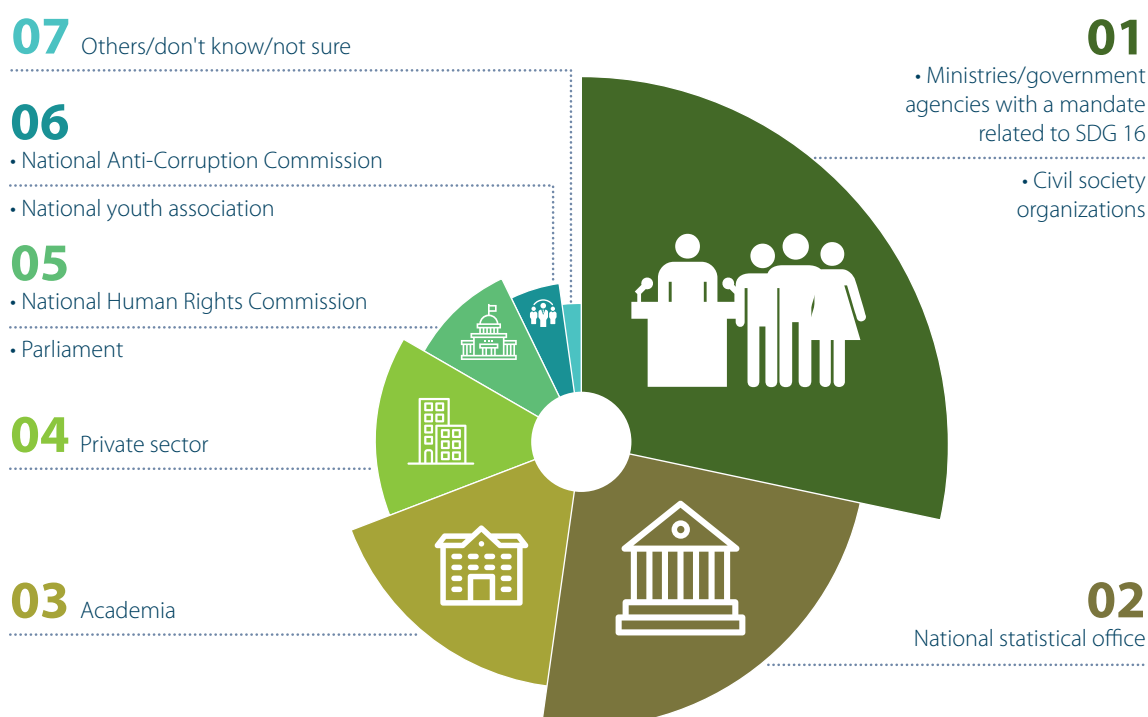
(82) Mali, for instance, adopted a broad multi-stakeholder approach when constituting its National Steering Committee on the SDGs, which involves all government departments, the Parliament, regional governors and Presidents of regional councils, the National Council of Civil Society, trade unions and technical and financial partners.

(83) UNDP, 'SDG 16 Audit – Uganda: Concept Note', 2018 (working document).

Figure 16**To your knowledge, which stakeholders are members of this committee/platform on SDG 16?**

Committees/platforms steering the implementation of SDG 16 are most often constituted by representatives of government and CSOs; national oversight institutions and sub-national governments are rarely represented.

Responses presented in decreasing order of representation, i.e. (1) are stakeholders most commonly represented and (7) are stakeholders least commonly represented:



Inviting the corporate sector to join and to think about what business can do to support SDG 16

A few countries are starting to reach out to the private sector when constituting multi-stakeholder platforms or steering committees on SDG 16 specifically. In 2017 *Nigeria* was the first country to launch a country-level Private Sector Advisory Group (PSAG) on SDGs. The PSAG is structured into clusters of companies contributing to specific priority targets for Nigeria. Meanwhile, the global auditing firm PriceWaterhouseCoopers has recently developed an online toolkit for private sector SDG reporting called SDGLive.⁸⁴ While the establishment of a dedicated SDG 16 Cluster of Companies is still in the works in Nigeria, the plan is for this cluster, when formed, to use the SDGLive toolkit to take stock of its members' contributions towards the goal, and to better understand the role of business in supporting the achievement of SDG 16 in Nigeria.

(84) The SDGLive online toolkit developed by PwC covers all SDGs, and proposes a 10-stage process designed as a workflow to help companies 1) prioritise SDGs of relevance to their business strategy/operations and to stakeholder concerns, 2) collect and analyse their company's 'SDG activity data' on a periodic basis, and 3) enhance the credibility of their reporting by getting external assurance performed on reported data. See pwc, 'SDG Reporting Challenge 2018', <https://www.pwc.com/gx/en/services/sustainability/sustainable-development-goals/sdg-reporting-challenge-2018.html>, accessed 29 March 2019.

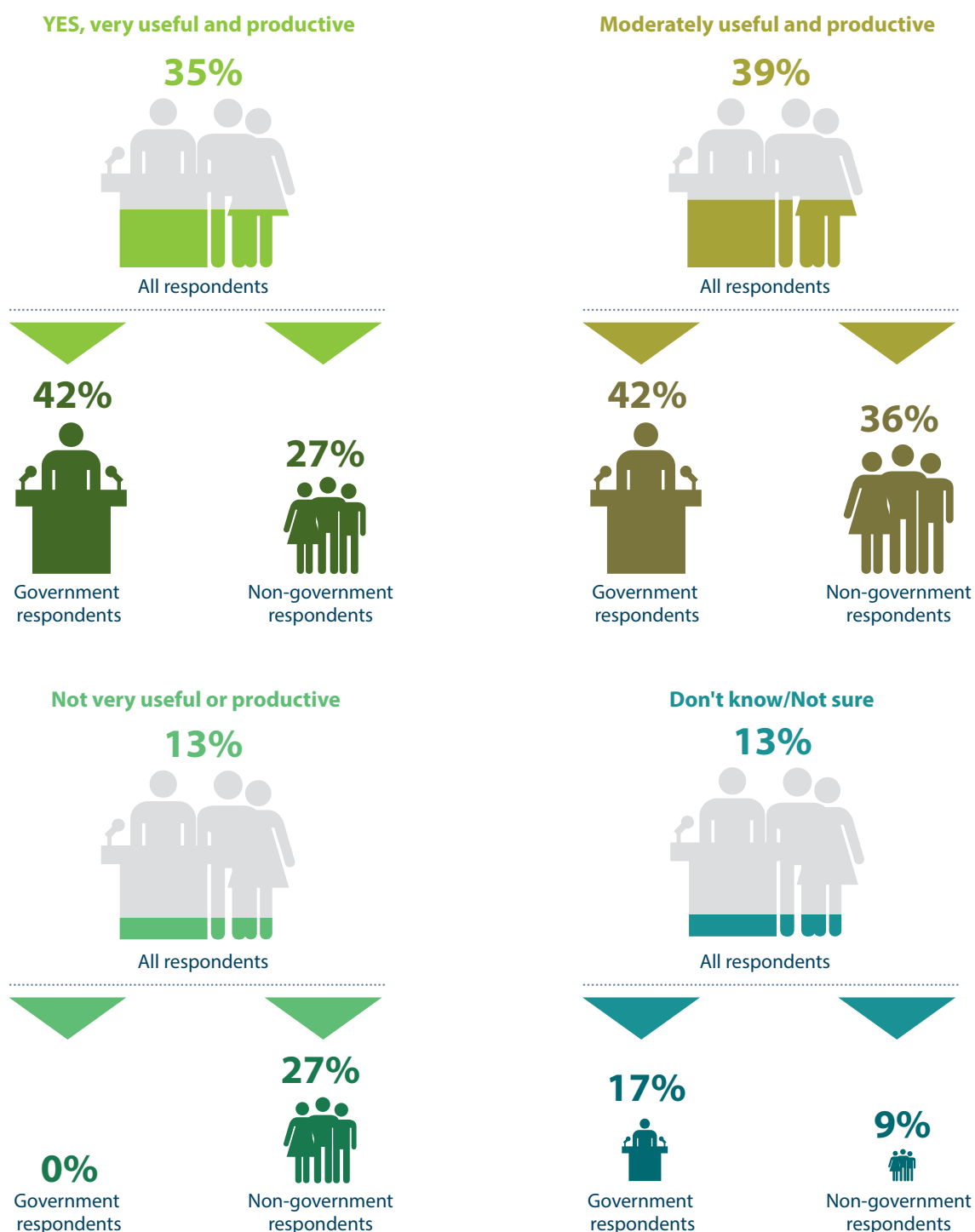
As a first step, the online toolkit provides a diagnostic tool to help companies assess the extent to which their business helps or hinders the implementation of SDG 16, by raising questions such as ‘How robust is your compliance with local laws governing tax and trade practices in your country of operation?’, ‘Do you have a corporate company code of ethics or conduct and do you provide training on your code for all staff and contractors?’, ‘How often is your whistle-blower process used? What does that tell you about its efficacy?’ and ‘Does your company have a clear policy on stakeholder engagement?’. Companies are then guided through the process of collecting data on their activities that have a bearing on SDG 16 and its various targets, and are then encouraged to carry out third-party assurance on the data collected to confirm its credibility.

But having a seat at the table does not automatically mean that stakeholders can influence prioritisation and decision-making. Allocating one or two seats to representatives of umbrella civil society bodies comes with obvious restrictions in terms of representativeness. Formal representation on a national committee should not be seen as a *sine qua non* condition for civil society involvement in SDG 16-related processes. Survey respondents underline that other forms of dialogue and consultations with non-government actors have sometimes proven to be more impactful, including broad consultations, online polls, workshops or other singular events. It is noteworthy, however, that government respondents are considerably more positive than non-government respondents in their assessment of the usefulness and impact of such interactions in SDG 16-related processes.

Figure 17

If other forms of exchange with non-state actors (ie, other than their formal representation on national committees on SDG 16 or on all SDGs) have taken place to seek their contributions towards the implementation and monitoring of SDG 16, in your opinion, has this multi-stakeholder engagement around SDG 16 been useful and productive?

Non-government respondents find current forms of engagement with non-state actors around SDG 16 to be much less useful and productive than government respondents find them to be.



Getting the government and civil society to agree on rules of engagement around the implementation and monitoring of SDG 16 – beyond formal representation on committees

In *Cameroon*, the Cameroon Civil Society Engagement Charter for the SDGs⁸⁵ was drafted by civil society and jointly adopted by government representatives and nearly 300 CSOs in July 2016. The charter outlines 13 engagement principles to ensure productive multi-stakeholder collaboration around the implementation and monitoring of SDGs in Cameroon, including SDG 16. The fourth engagement principle refers to ‘fostering institutionalized dialogue with key government institutions ... to encourage broader cross-sector dialogue in Cameroon’.⁸⁶ In line with this principle, civil society reached out to the Supreme Audit Institution in Cameroon (CONSUPE) to suggest that it expand the scope of its audits. Cameroonian civil society is now working hand-in-hand with CONSUPE to integrate a People-Centred SDG Accountability Framework into the auditing work performed by CONSUPE.

Making SDG 16 matter in national planning, budgeting and reporting

Member states are explicitly encouraged to tailor global goals and targets to their national context. In the UN General Assembly resolution on Agenda 2030, it is explained that⁸⁷

“SDG targets are defined as aspirational and global, with each government setting its own national targets guided by the global level of ambition but taking into account different national realities, capacities and levels of development and respecting national policies and priorities. Each government will also decide how these aspirational and global targets should be incorporated in national planning processes, policies and strategies.”

(85) See UN SDG Knowledge Platform, ‘The Cameroon Civil Society Engagement Charter for the Sustainable Development Goals’, July 2016, <https://sustainabledevelopment.un.org/content/documents/13392Institutionalized%20dialogue%20between%20the%20Government%20and%20Civil%20Society%20in%20Cameroon%20on%20the%20SDGs%20in%20Cameroon.pdf>, accessed 31 March 2019.

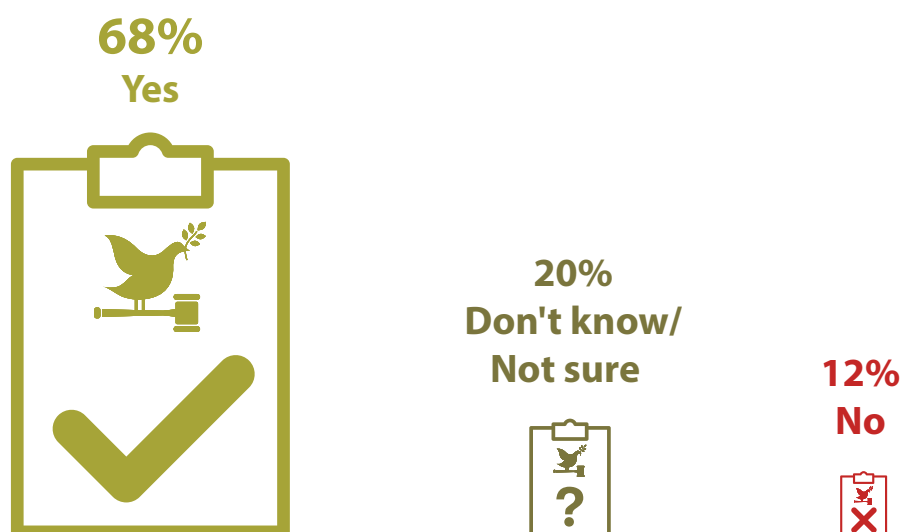
(86) *Ibid.*, p. 7.

(87) UN General Assembly, 2015, *op. cit.*

Figure 18

To your knowledge, has a subset of SDG 16 targets and/or indicators been prioritised by your country – that is, have these prioritised targets and/or indicators been explicitly mentioned in the national development plan, in national policies or in proposals for new legislation?

Most respondents (68%) said their country has 'prioritized' a subset of SDG 16 targets and/or indicators.



One way commonly used by African countries to domesticate SDG 16 and its targets is to identify governance- and peace-related interventions in a specific country context that will accelerate progress towards national SDG 16 priorities and a range of other SDGs.⁸⁸ To do so, various methods are used: some scan a country's national development plan or vision document to extract pre-defined existing national development priorities related to SDG 16; others review various progress reports to identify areas that are most lagging; others still bring to the fore issues that may not have been identified and/or prioritised in national planning documents yet by letting the needs of 'those left behind' drive their analysis. Importantly, African countries are careful to select accelerators that not only enable progress on SDG 16 but also have positive multiplier effects across several other SDGs.

Mauritania's National Strategy for Accelerated Growth and Shared Prosperity (2016–2030), for instance, explicitly refers to SDG 16 targets across its three pillars (on promoting inclusive and sustainable economic growth, developing human capital and enhancing access to basic services, and strengthening governance in all its dimensions) to make it clear that governance is a foundational pre-condition for many other development outcomes. For instance, an intervention aimed at 'promoting human rights' was linked not only to SDG target 16.3 (on rule of law and access to justice) and 16.10 (on fundamental freedoms and access to information) but also to SDG targets 1.4 (on ensuring equal rights to economic resources as well as access to basic services for all) and 4.7 (on learning about human rights, gender equality and a culture of peace and non-violence, global citizenship and appreciation of cultural diversity).⁸⁹

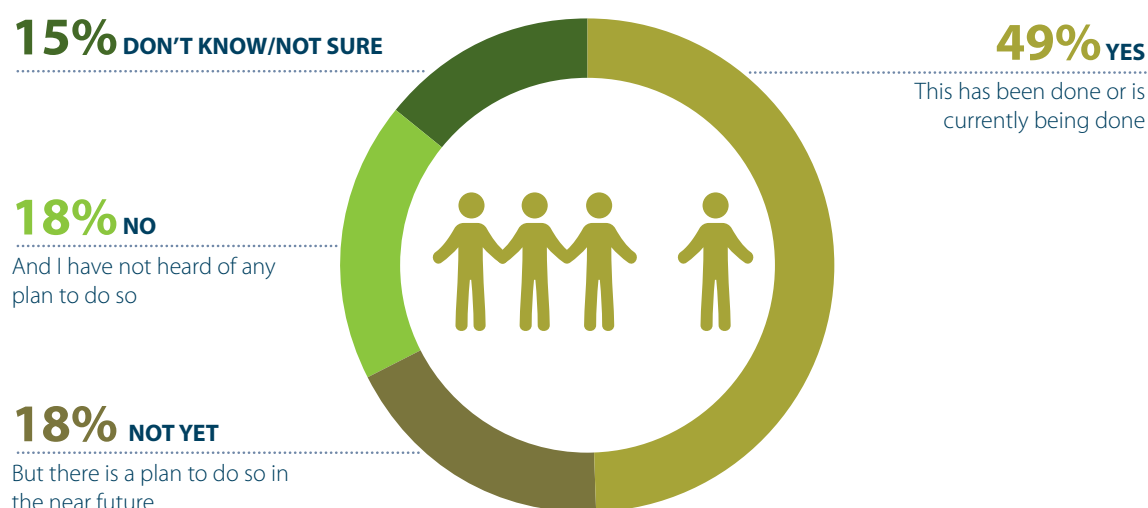
(88) See UNDP, 'SDG Accelerator and Bottleneck Assessment', 2017b, http://www.undp.org/content/dam/undp/library/SDGs/English/SDG_Accelerator_and_Bottleneck_Assessment_Tool.pdf, accessed 31 March 2019.

(89) See Mauritania, 'Strategie Nationale de Croissance Acceleree et de Prosperite Partagee (SCAPP) 2016–2030', Nouakchott: Government of Mauritania, 2016, http://www.caon.gov.mr/IMG/pdf/scapp_volume_2_-_fr_vf_2.pdf?962/51df0b5f162c431021db62d4988b11384e5c96ff, accessed 31 March 2019.

Madagascar, a country deeply affected by recurring political crises nearly every 10 years, has made SDG 16 its overarching accelerator goal for the 2030 Agenda.⁹⁰ To identify targets under SDG 16 that have an accelerating effect on the achievement of other goals, stakeholders applied a method that looks at interactions between SDG 16 targets and other targets across other goals in two ways. Firstly, SDG 16 was found to be an important ‘enabler’ or ‘accelerator’ for SDG 1 (no poverty), 4 (quality education), 5 (gender equality), 8 (decent work and economic growth) and 10 (reduced inequalities). In other words, the achievement of some SDG 16 targets was found to be a necessary ‘input’ for the achievement of other targets under other goals. Secondly, a similar analysis was performed to identify targets under other goals that are important enablers for SDG 16 targets in Madagascar. For instance, target 8.6 under SDG 8 (decent work and economic growth), which aims to improve employment opportunities for the youth, was found to be an important enabler for target 16.1, which aims to reduce all forms of violence. These two targets were therefore identified as important accelerators to help break the vicious cycle of youth unemployment, crime, violence and even extremism.⁹¹

To your knowledge, has there been any effort to identify ‘who is left behind’ (a key feature of the 2030 Agenda) for the various targets under SDG 16? In other words, has there been any attempt to identify which population groups (eg, looking at urban/rural location, ethnicity, age, income, indigenous/disability/migrant status, etc.) in your country are most affected by violence (target 16.1) or corruption (target 16.5), or least able to access justice (16.3)?

Nearly half (49%) of respondents said their country has attempted to identify ‘who is left behind’ for the various targets under SDG 16.



(90) Three out of seven accelerators identified as critical to remove major obstacles to unlocking the country's development and the achievement of Agenda 2030 are related to governance and SDG 16, namely Accelerator 1 on reforming the political system to end recurring political instability and maintain social cohesion, Accelerator 2 on improving the justice system, consolidating the rule of law and fighting corruption while leveraging traditional justice mechanisms, and Accelerator 6 on promoting the social, economic and political inclusion of youth and women.

(91) Other ‘enabling targets’ for SDG 16 in Madagascar were identified under SDG 3 (good health and well-being), SDG 5 (gender equality) and SDG 12 (sustainable production and consumption). See Madagascar & UNDP, Madagascar – Rapport National de Priorisation des Objectifs de Développement Durable, 2018, <http://www.mg.undp.org/content/madagascar/fr/home/library/mdg/rapport-national-de-priorisation-des-odd-a-madagascar.html>, accessed 31 March 2019.


Auditing inclusiveness in the delivery of SDG16-related programmes and policies

Some countries are trying to set priorities among SDG 16 targets and indicators on the basis of an assessment of which population groups are most behind on the various governance challenges covered by SDG 16. For instance, the SDG 16 audit currently being undertaken in *Uganda* will zoom in on a number of critical SDG 16-related programmes and policies – such as legal aid provision – that claim to be targeting a range of vulnerable groups to assess the degree to which they are truly accessible to these groups. This inclusiveness audit will also inform the selection of priority SDG 16 targets and the design of national SDG 16 indicators attuned to the greatest challenges faced by the most disadvantaged groups in the country.

Figure 19

To your knowledge, have SDG 16 indicators been integrated into the M&E framework of the national development plan or in sectoral plans on justice, human rights, decentralisation, etc.?

Most respondents (63%) said their country has integrated SDG 16 indicators into relevant national M&E frameworks.



Monitoring public institutions' contributions towards SDG 16 through 'performance contracting'

In *Kenya*, all public sector executives in ministries, departments and agencies in the justice and security sector are obligated to sign performance contracts with the central government,⁹² in which they identify SDG 16 targets and indicators relevant to their mandate and explain how these are being integrated into respective policy and development plans. Ministries and agencies then have to submit quarterly reports on progress in implementation, based on detailed county reports outlining actions taken to achieve individual SDG 16 targets and indicators at the local level. The National Treasury reviews the reports and gives feedback, and at the end of each financial year it assesses each institution's quarterly submissions against the institution's 'contract' with the central government and awards a score to the institution. This score is forwarded to the Executive Office of the President as part of the overall National Performance Contract Assessment, and informs the allocation of rewards or sanctions for the chief executive officer and the board of directors of the particular institution.

Putting your money where your mouth is

Ghana is the second country (after Mexico) to fully integrate the SDG framework into its budget to track progress on the SDGs and to ensure that adequate budget allocations are made.⁹³ As underlined by the country's minister of finance, 'the budget provides a concrete measure of real commitments to the goals'.⁹⁴ The 2019 budget specifically linked policy and programme interventions to the 17 SDGs and also outlined how the various sectoral interventions would contribute to the achievement of the goals, including SDG 16. In the 2019–2022 Budget Preparation Guidelines⁹⁵ issued to ministries, departments and agencies and metropolitan, municipal and district assemblies, ministers and executives were requested 'to ensure that programme targets and indicators are revised to reflect the SDG targets, which have been included in the National Medium Term Development Policy Framework'.⁹⁶ Technical hearings subsequently took place during which all public institutions were required to demonstrate the alignment of their budgets to the SDGs, including SDG 16.

(92) See Kenya Presidency, Performance Management and Coordination Office, Performance Contracting Guidelines for the FY 2017/18, July 2017, <http://www.cohesionandvalues.go.ke/wp-content/uploads/2015/10/Performance-Contracting-Guidelines-for-MDAs-for-2017-2018-Financial-Year.pdf>, accessed 31 March 2019.

(93) Zaney GD, 'Ghana launches Sustainable Development Goals, budget baseline report', *AllAfrica*, 16 August 2018, <https://allafrica.com/stories/201808160581.html>, accessed 31 March 2019.

(94) Ghana, Ministry of Finance, Ghana's National Development Planning Commission & Ghana Statistical Service, 9 August 2018, *op. cit.*, p. 3.

(95) See Ghana, Ministry of Finance, 2019–22 *Budget Preparation Guidelines*, August 2018, <http://www.mofep.gov.gh/sites/default/files/news/2019-2022-Budget-Preparation-Guidelines.pdf>, accessed 31 March 2019.

(96) *Ibid.*, p. 3, para. 14.

Similarly, in *Benin*, an app was developed to help public institutions align their annual work plans with prioritised SDG targets.⁹⁷ This app makes it easier to identify activities with a high SDG impact and with high inter-sectoral synergies. Once this is done, institutions can more easily allocate a budget to those interventions that have the highest SDG impact. Further to this exercise, the app recorded that 50.83% of all activities planned by ministries, departments and agencies for 2018 were SDG 16-sensitive. Interestingly, SDG 16 was the only goal addressed by all ministries in Benin.

In 2018 the Ministry of Finance of Ghana produced an SDG Budget Baseline Report,⁹⁸ the first in a series of annual SDG budget reports, which the minister of finance described as a 'framework that can help us ensure that our financial priorities are aligned with essential SDG targets in future budgets'.⁹⁹ Based on the 2018 budget, the report presents goal-by-goal and target-by-target funding allocations, as coded in the budget system. The report also shows how much individual ministries, departments and agencies are receiving to carry out programmes supporting the achievement of each target. For instance, it is shown that a third of the government's commitments towards SDG 16 were allocated to target 16.9 on civil registration, as the National Identification Authority implemented mass enrolment for a national ID in 2018. Meanwhile, comparatively little funding was allocated to target 16.2 (on exploitation, trafficking and violence against children – 0.2% of total SDG 16 allocations) and target 16.3 (on the rule of law and access to justice – 0.5% of total SDG 16 allocations).

Since the government's overarching vision for the country – 'A Ghana Beyond Aid' – calls for 'harnessing effectively our own resources' and for a 'break from a mentality of dependency',¹⁰⁰ the report also methodically distinguishes between funding sources used to implement each goal and target. For SDG 16 the picture is rather positive, with roughly 70% of total SDG 16 funds originating from the government's own budget, 20% contributed by development partners and 10% sourced from internationally generated funds. The report notes, however, that while the massive civil registration effort undertaken in 2018 was entirely paid for by the government, critical issues such as decentralised governance and rural access to e-government services 'have been marginalised in budget allocations, and are covered entirely by development partners' funding'.¹⁰¹

(97) See Benin, *Contribution nationale volontaire a la mise en oeuvre des ODDs au Forum Politique de Haut Niveau*, July 2018, pp. 36–38, https://sustainabledevelopment.un.org/content/documents/19366Benin_VNR_2018_BENIN_French.pdf, accessed 31 March 2019.

(98) Ghana, Ministry of Finance, Ghana's National Development Planning Commission & Ghana Statistical Service, 9 August 2018, *op. cit.*

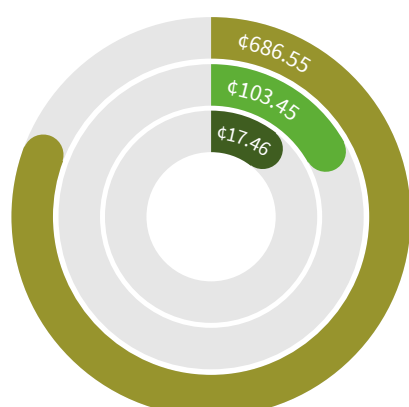
(99) *Ibid.*, p. 3.

(100) President of Ghana's 61st Independence Day Speech, 6 March 2018, quoted in Ghana, Ministry of Finance, Ghana's National Development Planning Commission & Ghana Statistical Service, 9 August 2018, *op. cit.*, p. 4.

(101) *Ibid.*, p. 41.

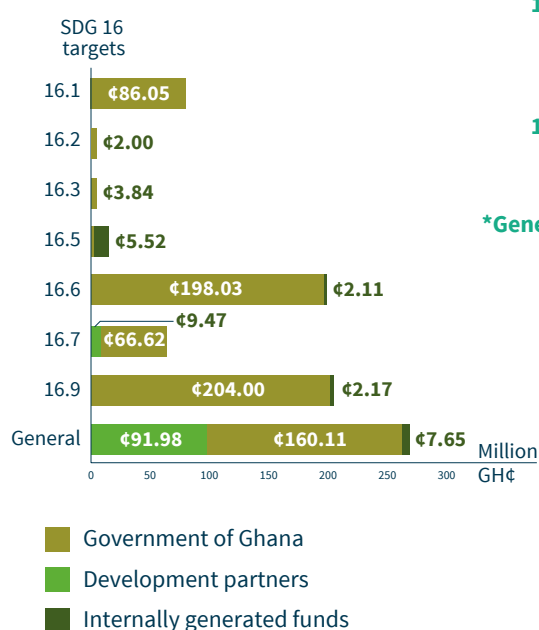
Figure 20
SDG 16 funding and expenditure in Ghana

Expenditure on SDG 16 in Ghana,
by funding source (in million GH¢)

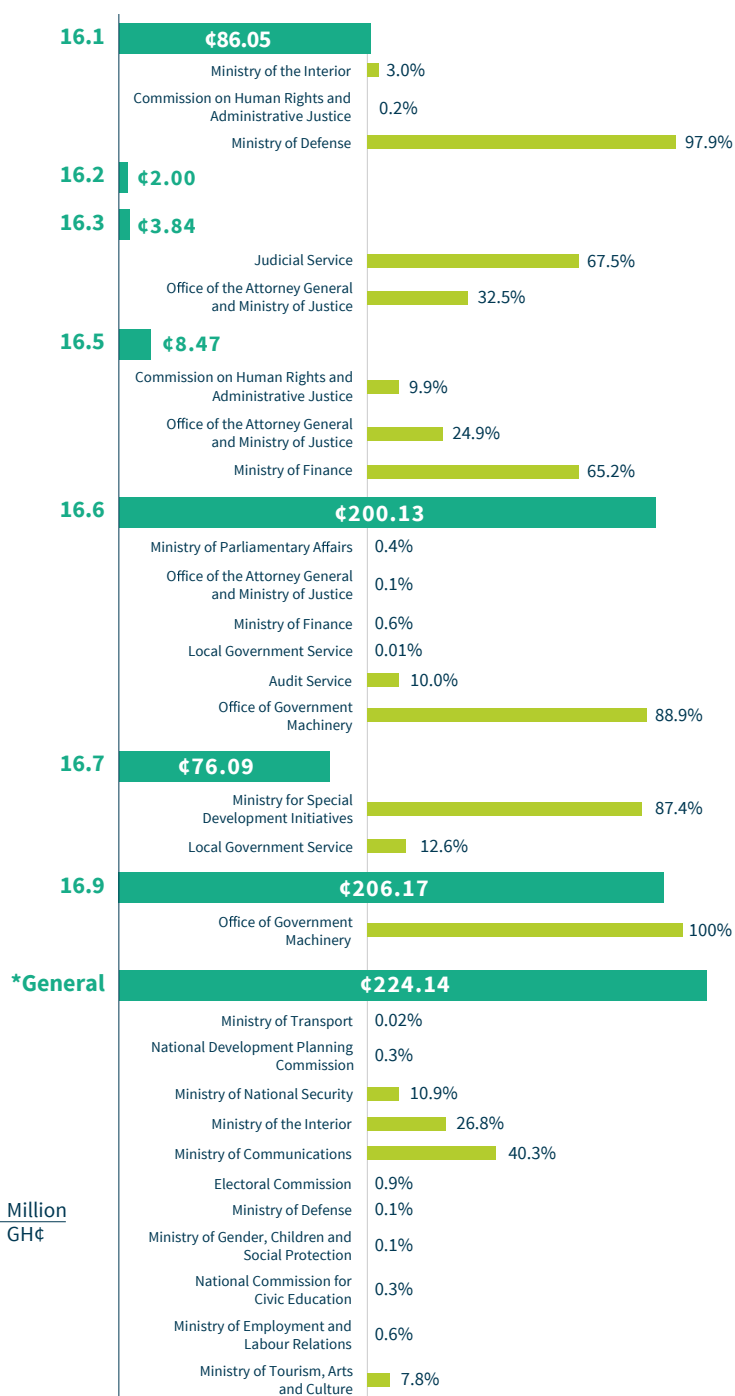


■ Government of Ghana
■ Development partners
■ Internally generated funds

Funding of SDG 16 targets in Ghana,
by source (in million GH¢)



Execution of SDG 16 targets in Ghana, by Ministry/
Department/Agency (in million GH¢)



Note: * 'General' SDG 16 activities are not mapped to any particular targets under SDG 16.

Source: Ministry of Finance, National Development Planning Commission & Statistical Service, Government of Ghana, Ghana's SDG Budget Baseline Report 2018, 9 August 2018, p. 40, <https://www.mofep.gov.gh/sites/default/files/news/Ghana%27s-SDG-Budget-Baseline-Report-Aug-09-18.pdf>, accessed 18 March 2019.

Consolidating all governance and peace commitments in one plan and one M&E platform

With a growing number of governance and peace commitments being made at national, regional, continental and global levels, some countries are trying to consolidate the implementation and monitoring of these commitments into one platform. In *Liberia*, for instance, this means that the same indicator framework developed to monitor Pillar 3 (on sustaining the peace) and Pillar 4 (on governance and transparency) in the country's national plan – the 2018–23 Pro-Poor Agenda for Prosperity and Development – will also be used to monitor the governance and peace commitments made by the country as part of the AU's Agenda 2063,¹⁰² the ECOWAS Vision 2020¹⁰³ and SDG 16. Mindful of the limited capacity of its national statistical system, *Liberia* proposes 'a minimalist approach' focused on a core set of global and regional commitments as 'the best option for alignment going forward'.¹⁰⁴

A similar approach was adopted by *Tanzania*, which undertook a data gap assessment for SDG 16 that simultaneously looked at governance and peace data needs for reporting on the country's Second Five Year Development Plan (FYDP II) 2016/17–2020/21, the AU's Agenda 2063 and the East African Community Vision 2050.¹⁰⁵

National audit institutions acting as critical watchdogs to ensure that SDG 16 matters at country level

National supreme audit institutions have the important function to hold the government accountable for achieving the SDGs, including – especially – SDG 16, given their own role in contributing to transparent and efficient institutions (target 16.6). With the support of the African Organisation of Supreme Audit Institutions, a number of national audit institutions in Africa have started to conduct audits on the preparedness of their country to implement the SDGs. For instance, audit institutions can assess whether the government has set up the necessary coordination structures to ensure effective implementation of SDG 16, whether adequate SDG 16 monitoring mechanisms are in place, and whether reliable SDG 16 data is available. In both *Tanzania*¹⁰⁶ and *Sudan*,¹⁰⁷ national SDG preparedness audits revealed the inadequate integration of SDG 16 into the national development plan, as well as a weak mechanism to monitor and report on SDG 16. When closely cooperating with parliaments to ensure follow-up on their recommendations, national audit institutions are well positioned to incentivise action by governments to meaningfully integrate SDG 16 into national planning and monitoring frameworks.

(102) Agenda 2063 is the AU's strategic framework for the socio-economic transformation of the continent over the next 50 years. See AU, 'Agenda 2063: The Africa We Want', https://au.int/en/Agenda2063/popular_version, accessed 31 March 2019.

(103) The ECOWAS Vision 2020 lays out the broad goals the organisation hopes to achieve by the end of the decade. While the removal of trade and customs barriers and the creation of a single monetary union represent the most ambitious goals within ECOWAS Vision 2020, the roll-out of regional infrastructure networks, and the application of more broadly interpreted peace and security tenets are also noteworthy. See ECOWAS, 'ECOWAS Vision 2020: Towards a Democratic and Prosperous Community', 2011, <http://www.spu.ecowas.int/wp-content/uploads/2010/03/ECOWAS-VISION-2020-THEMATIC-TIC-PAMPHLETS-in-English.pdf>, accessed 31 March 2019.

(104) *Liberia*, op. cit.

(105) *Tanzania*, op. cit.

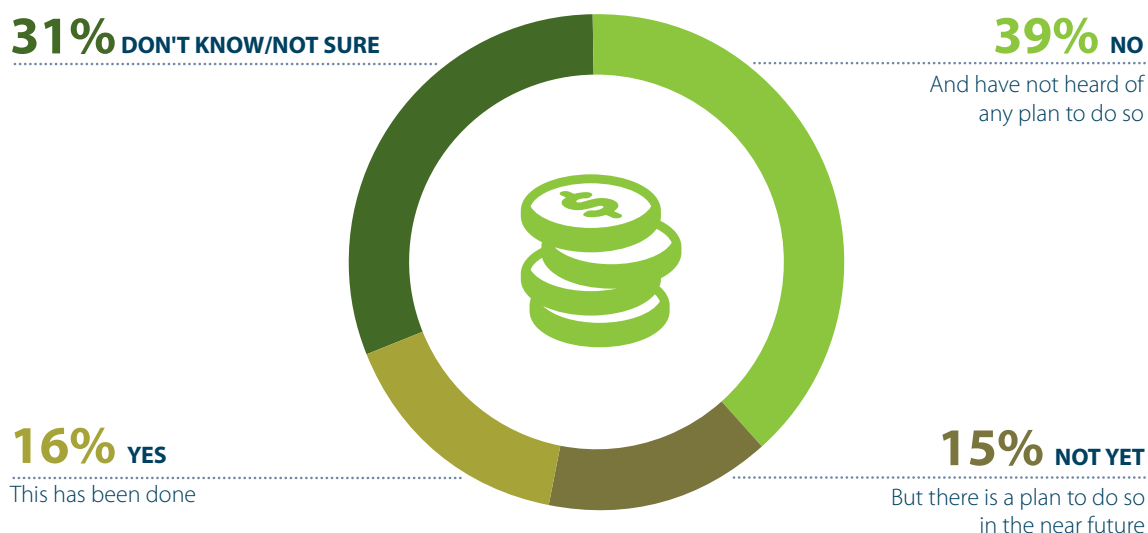
(106) Tanzania, National Audit Office, 'Performance Audit on Preparedness for Implementation of Sustainable Development Goals', March 2018, http://www.intosai.org/fileadmin/downloads/downloads/1_about_us/SDGs_and_SAIs/id782_SDGs_Tanzania_EN.pdf, accessed 31 March 2019.

(107) Sudan, National Audit Chamber, 'A Report on the Preparedness of the Republic of Sudan to Implement the Sustainable Development Goals 2015–2030', http://www.intosai.org/fileadmin/downloads/downloads/1_about_us/SDGs_and_SAIs/id782_SDGs_Sudan.pdf, accessed 31 March 2019.

Figure 21

To your knowledge, has national funding been allocated specifically to the production of SDG 16 data?

Only 16% of government respondents said national funding has been allocated specifically to the production of SDG 16 data in their country.



Note: Here, we analyse responses received from government respondents only, as this is information that may not be easily accessible to non-state actors (as confirmed by a high non-response rate among this category of respondents).

Walking the talk on 'governance data sovereignty'

NSOs in the GPS-SHaSA pilot embarked on the production of governance statistics because they saw this work as a continuation of their official mandate to generate a trusted source of statistics on all matters of importance to the development of their country and the well-being of its people. After all, matters of governance, peace and security touch on core issues of sovereignty, and have direct and profound effects on the development trajectory of any country.

A consensus has emerged within the African statistical community around the strategic necessity for governance data to be produced nationally, and to be funded from public resources, so as not to depend on external actors for the steady production of such critical information. At its 12th annual session, held in Khartoum, Sudan in November 2018, the African Committee of Directors General of National Statistical Offices included in its final recommendations a plea for sufficient financial resources to be made available to NSOs for the regular conduct of national governance surveys.¹⁰⁸ They warned that without such funding, countries had to rely on externally generated indicators that often lacked legitimacy among national decision makers and had limited impact on national policymaking.

(108) See AU Statistics Division, *op. cit.*, para 7, Recommendation 2: 'Invites all AU Member states to regularly conduct data collection on governance including corruption, peace and security, illicit financial flow in order to document progress in fighting against these phenomena'; and Recommendation 3: 'Further invites all Member states to mobilize internal and external funding to regularly finance Governance peace and security surveys in general and corruption surveys in particular'.

Yet survey results show that only a fraction (17%) of countries have actually allocated dedicated resources to the production of SDG 16 data. The case of Mali stands out in this regard. 'In our post-crisis context, there is a dire need for such a monitoring system to track tensions and violence over time and across regions, especially in the more fragile regions of the country,' explains Seydou Moussa Traore, former director general of the Malian statistical office. Seeing the GPS-SHaSA dataset as a critical peacebuilding tool, providing early warnings of potential flashpoints, the Malian leadership was able to secure the necessary funding for the GPS-SHaSA survey to become an integral part of the living conditions survey run annually by the NSO. Drawing exclusively on national resources, five rounds of the survey have now been implemented in Mali, an effort unparalleled in other GPS-SHaSA pilot countries.

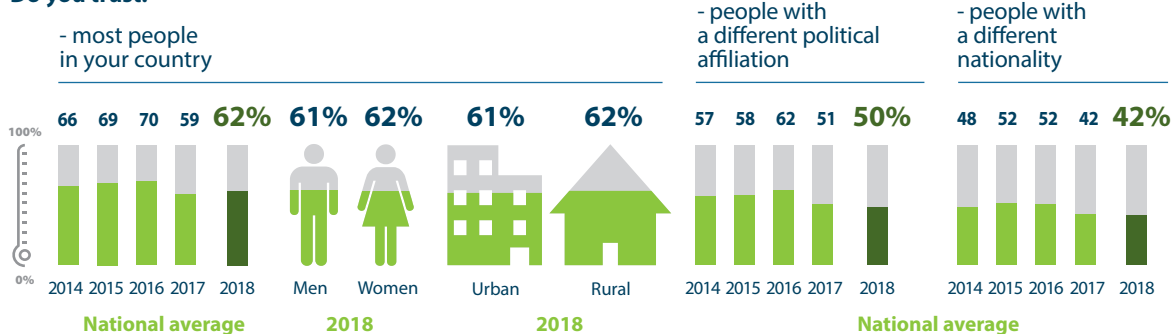
Figure 22

Achieving data sovereignty in the domains of governance and peace.

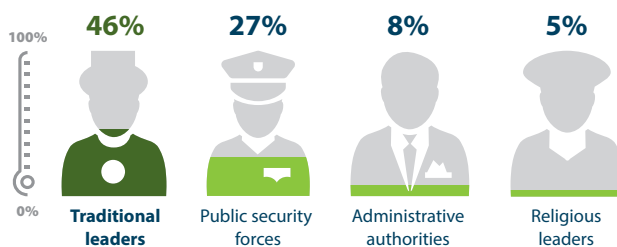
Drawing exclusively from national resources, Mali has now implemented five rounds of the national GPS-SHaSA survey.

2023 Target: Entrench the culture of peace

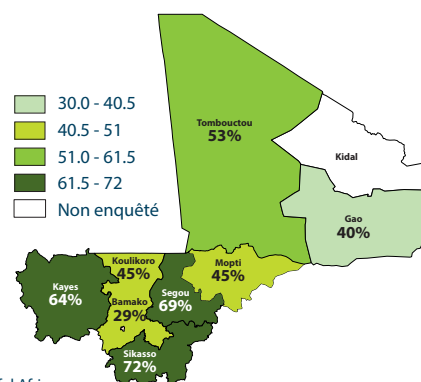
Do you trust:



Where do people usually go to get help to resolve a conflict?



Taking all things together, would you say that you are happy?



(4) Agenda 2063 - Goal 13: Peace, Security and Stability are Preserved and AU Goal 14: A Stable and Peaceful Africa.

Source: AU, 'Fact sheets on governance, peace and security statistics: Mali fact sheet', 2018, <http://www.austat.org/-fact-sheet/>, accessed 31 March 2019

Establishing a dedicated unit or team with expertise in governance statistics within NSOs

African NSOs that participated in the GPS-SHaSA pilot acknowledge that the production of governance statistics is a demanding new undertaking that requires staff working full-time on the subject matter.¹⁰⁹ Zachary Mwangi, Director General of the KNBS, observed,

“ Expertise about governance, human rights, peace and security statistics, when concentrated among a few statisticians for whom governance statistics is not part of their formal responsibilities, will evaporate as soon as these staff leave the institution. At the Kenya National Bureau of Statistics we established a Crime Statistics Unit in 2001, which has now grown into a fully-fledged Governance Statistics Section. ”


Similarly, in 2017 the statistical office of Côte d'Ivoire established a new Directorate on Emerging Statistics, whose mandate is to develop new methodologies and related data collection systems in the 'new' domains of official statistics related to sustainable development, including the domain of governance. Given that nearly 40% (nine out of 23 indicators) of SDG 16 indicators cannot be measured in Côte d'Ivoire at the moment, one important function of this new directorate is to engage national research institutions around the development of these methodologies, in collaboration with the NSO and relevant national ministries and agencies, as well as CSOs.

(109) See UNDP, 2017a, *op. cit.*



7

SURVEY FINDINGS ON LINKING SDG 16 DATA TO ACTION



“We risk becoming the first species to monitor [its own] demise in exquisite detail, supported by a bank of data, goals, indicators, and targets. Why are we a species monitoring our own extinction rather than doing something about it?”¹¹⁰

Caroline Lucas, British MP

From SDG 16 data to policymaking and accountability

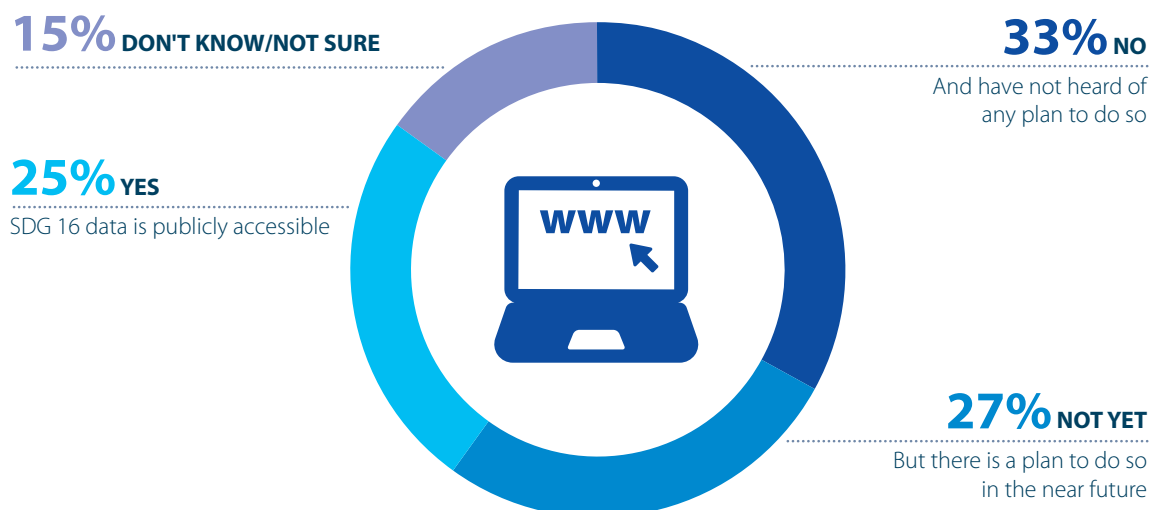
Lucas’s question is critically relevant to ongoing efforts to monitor SDG 16. Now that the international community has rallied behind a global goal on governance, crafted corresponding global indicators and adapted them to country-level circumstances when needed, the ultimate question remains whether any of this data will trigger change on the ground.

(110) IISD Reporting Services, *op. cit.*

Figure 23

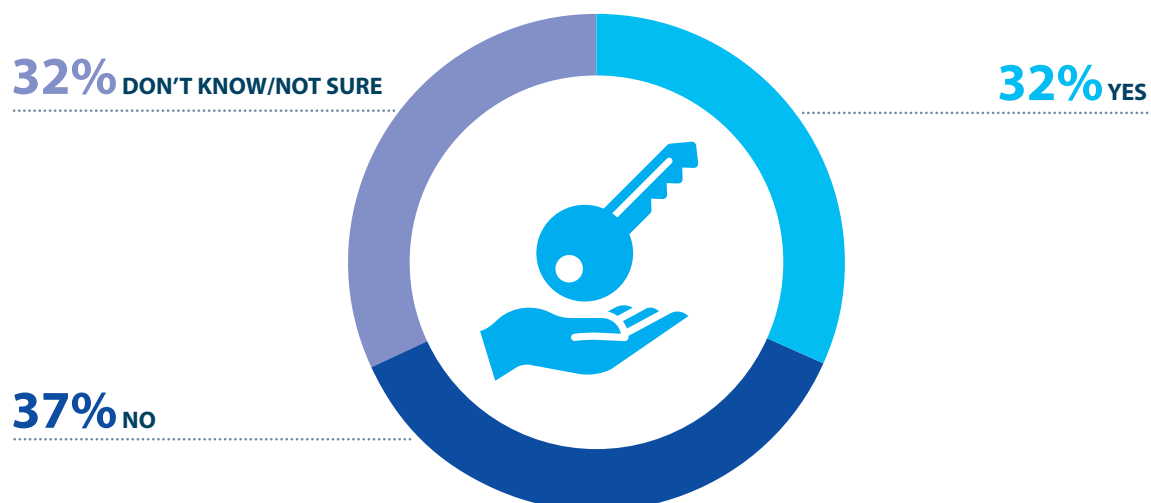
To your knowledge, is SDG 16 data/indicators easily accessible to the public, for instance is it hosted on a government website (eg, on the website of the NSO)?

Only a quarter (25%) of respondents said SDG 16 data/indicators were easily accessible to the public.



Do you feel that the government is committed to making SDG 16 data and indicators easily accessible to the public?

Less than a third (32%) of non-government respondents feel the government in their country is committed to making SDG 16 data and indicators easily accessible to the public.




Designing interactive web platforms for easy access and visual analysis of SDG 16 data

Governance statistics, like any other official statistics, are a public good. In addition to informing government decisions on the management of public affairs, they provide citizens with a window on the work and performance of government. Public goods, by definition, should be accessible to all – which is also a central attribute of official statistics, as reaffirmed by Principle 1 of the UN's Fundamental Principles of Official Statistics. This principle states that 'official statistics provide an indispensable element in the information system of a democratic society' and that they should be made publicly available 'to honor citizens' entitlement to public information'.¹¹¹

Statistics laws in most African countries guarantee equal access to official statistics to all users, without any restriction other than the protection of statistical confidentiality. In reality, access to official data remains challenging. Figure 24 shows the score obtained by 11 African countries on the Global Open Data Index (2017), for the data category on national statistics. This particular category measures the extent to which key national demographic and economic indicators are openly licenced, in an open and machine-readable format, downloadable at once, up to date, publicly available, and free of charge. While this assessment does not cover governance statistics specifically, it can nonetheless provide a useful estimation. However, since governance statistics are typically harder to access than economic and social statistics, the below scores likely overestimate the level of accessibility of governance statistics specifically.

Figure 24

How do African countries score on the level of accessibility of national statistics, as measured by the Global Open Data Index (2017)?



Note: These ratings measure the extent to which key national demographic and economic indicators are openly licenced, in an open and machine-readable format, downloadable at once, up to date, publicly available, and free of charge.

Source: Global Open Data Index, 'Place overview', <https://index.okfn.org/place/>, accessed 31 March 2019

(111) UN General Assembly, 'Fundamental Principles of Official Statistics, Resolution adopted by the General Assembly on 29 January 2014', A/RES/68/261, 3 March 2014, <https://unstats.un.org/unsd/dnss/gp/fp-new-e.pdf>, accessed 31 March 2019.

Most survey respondents who indicated that SDG 16 indicators were easily accessible in their country referred to an SDG Indicator Baseline Report (or another such report containing data on SDG 16) posted online in a PDF format. Few countries seem to have taken the additional step of creating an interactive web platform that allows users, in just a few clicks, to select specific targets and indicators of interest and to visualise them on maps or other data visualisation tools.¹¹²

The *Ghana* Statistical Service is well advanced in this regard. On its SDG National Reporting Platform¹¹³ the public can track the progress of and interact with each indicator under the 17 SDGs. While still under development, a dedicated space for SDG 16 will allow users to visualise indicator results with graphs and interactive maps, based on different breakdowns of the data. For instance, users can choose disaggregation variables from a dropdown menu, including male/female, urban/rural populations, and the various regions in the country. The platform also makes it easy for users to access detailed metadata sheets for national indicators and to download datasets in CVS formats that can be read by most spreadsheet programmes. This is of critical importance, as the actors that are best placed to analyse this data and use it for policy processes or advocacy are not NSOs, but external actors such as research institutions, universities and CSOs.

Publishing governance statistics in high-profile statistical publications, side-by-side with essential economic, financial and social statistics

In *Kenya*, the KNBS publishes the governance statistics it produces in two statistical publications that are extremely influential in government circles. Crime and corruption statistics sit side-by-side with highly anticipated gross domestic product, inflation and employment statistics in the annual publications of the Economic Survey report and the Statistical Abstracts, both of which are respected for their scientific rigour. When skyrocketing numbers on unsentenced detainees (SDG indicator 16.3.2) began to be published in these statistical briefs, they caught the eye of senior officials, whose reactions were quick. A diagnostic study was rapidly undertaken to identify the main causes of such delays in the treatment of cases, and wide-ranging reforms were launched to address the high backlog of cases and ease congestion at correctional facilities.

(112) For instance, see Wazimap, <https://wazimap.co.za>, accessed 31 March 2019, a web platform that provides easy access to South African census and elections data. Of particular relevance to SDG 16 (indicator 16.6.2 on satisfaction with public services) is a comprehensive dataset on service delivery, which can be visualised with graphs by region/city, and by type of service. To help users discover the story behind the data, levels of access recorded in any given region/city are compared to the national average, and expressed as a proportion of it. For instance, in Northern Cape, 92.2% of people are getting water from a regional or local service provider – about 10% higher than the rate in the rest of South Africa: 86.2%. Meanwhile, 6.7% have no access to electricity – which is only 90% of the rate in South Africa: 7.29%.

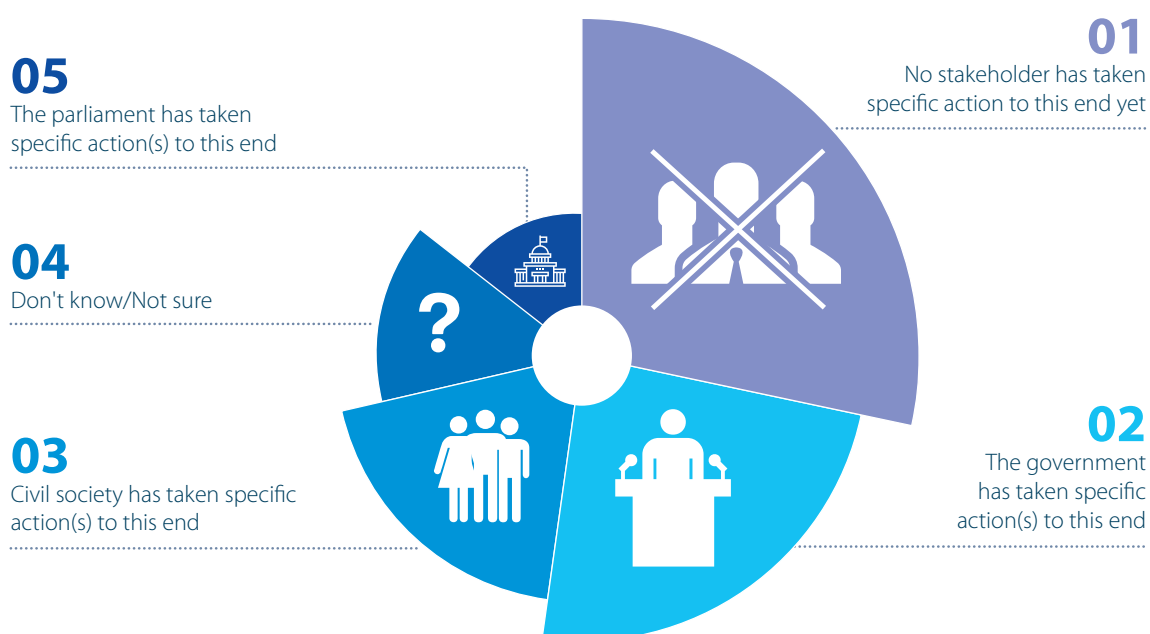
(113) See Ghana Statistical Service, 'Ghana data for Sustainable Development Goal indicators', <https://sustainabledevelopment-ghana.github.io/sdg-indicators/>, accessed 31 March 2019.

Figure 25

To your knowledge, has any effort been made to actively disseminate available SDG 16 data (eg, in the media, in a parliamentary debate, etc.) and to discuss the progress made so far (or lack thereof)?

Most respondents said no specific action has been taken in their country yet to actively disseminate SDG 16 data and discuss the progress made so far.

Responses presented in decreasing order of stakeholder involvement in disseminating SDG 16 data and discussing the progress made so far, i.e. (1) are stakeholders most involved and (5) are stakeholders least involved:

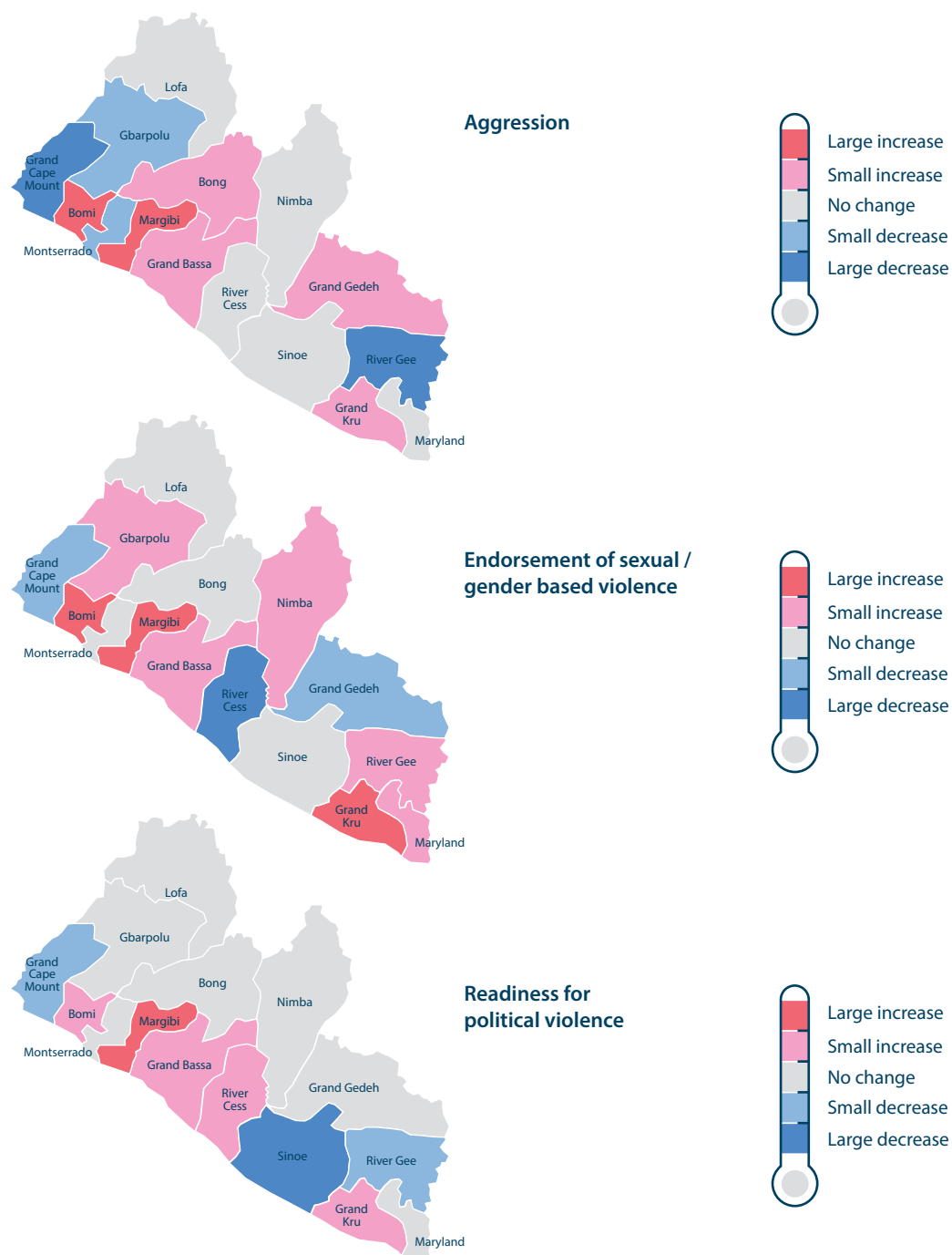


Turning data into stories

Data visualisation can go a long way in extracting 'stories' from governance data. In *Liberia*, several types of visuals are used to present the Social Cohesion and Reconciliation (SCORE) Index findings in a compelling and digestible way. For instance, indicator heatmaps (see Figure 24) are used to show score variations across the country's 15 counties, as well as changes in scores between 2016 and 2018. Meanwhile, network analysis visuals (see Figure 25) are used to illustrate key drivers of outcomes of interest. When presentations of SCORE indicators are held at county level, such visuals trigger lively conversations between communities and their local government on how to address the issues unveiled by the assessment.

Figure 26

Change heatmaps comparing the SCORE Index in Liberia (used to monitor SDG 16) in 2018 and 2016 on 'violent tendencies'

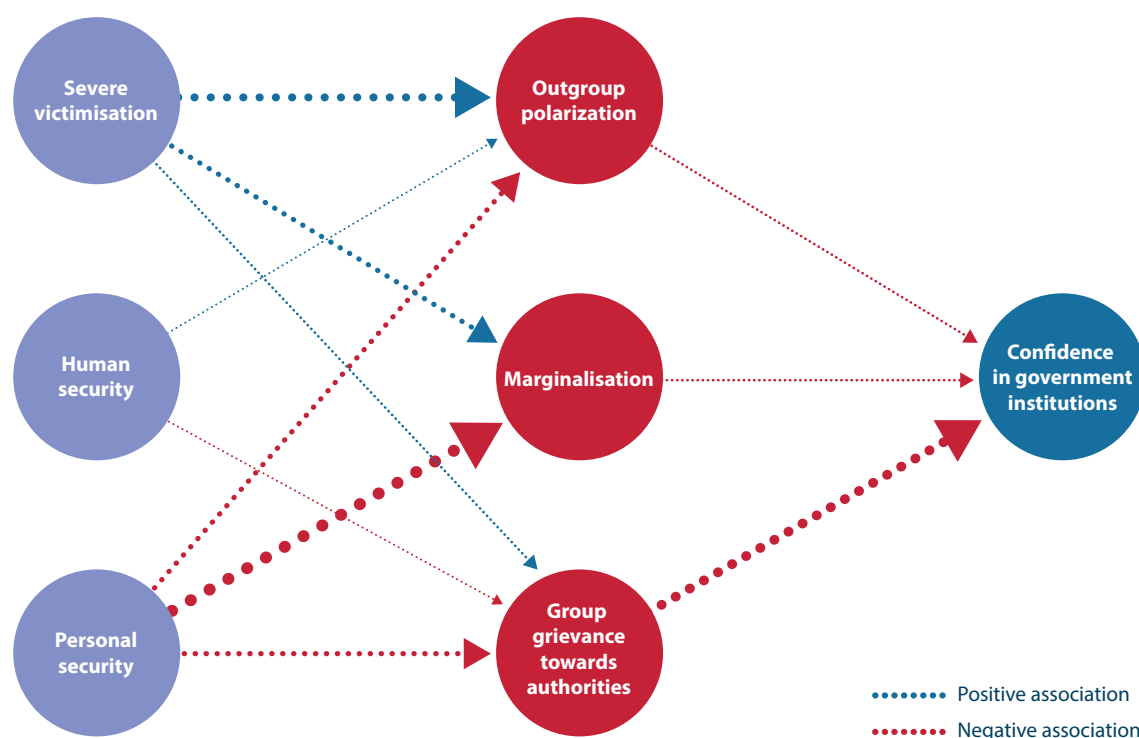


Note: 'Violent tendencies' include the prevalence of aggression, the endorsement of sexual/gender-based violence and readiness for political violence. 'Aggression' here means the extent to which one is aggressive in daily life, such as frequently getting into fights and confrontations; 'readiness for political violence' means the propensity to use violent means to achieve political change; and the endorsement of sexual/gender-based violence means the extent to which one thinks SGBV is acceptable, such as believing that women need to tolerate violence to keep the family together.

Source: SeeD, 'SCORE Liberia 2018 Policy Brief: Addressing Violent Tendencies'; https://www.scoreforpeace.org/files/publication/pub_file/PB_Liberia17_Violent%20Tendencies_20181023.pdf, accessed 18 March 2019

Figure 27

Network analysis visual for the Liberia SCORE Index (used to monitor SDG 16), 2018: What are the drivers of 'confidence in government institutions'?



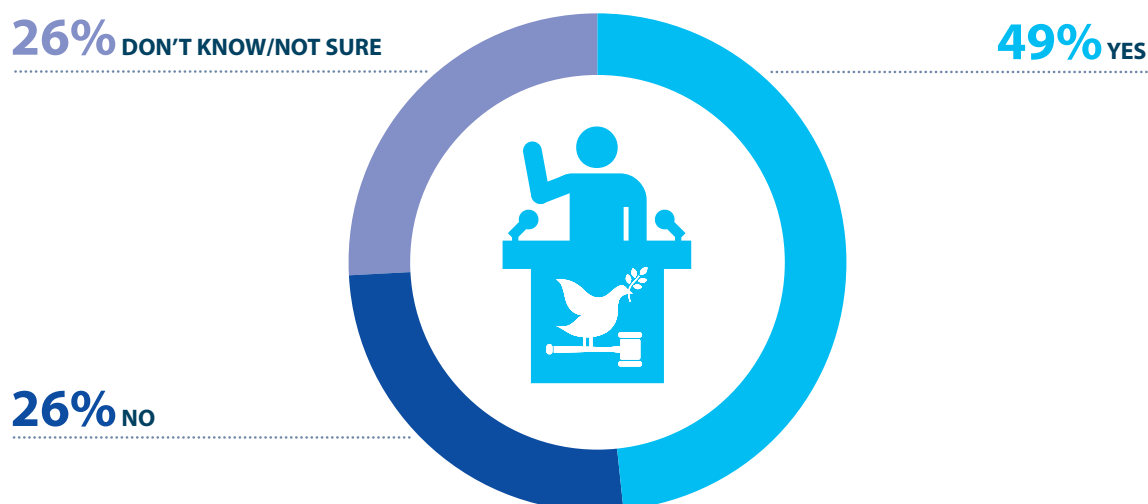
Note: Blue lines symbolize a positive association and red lines symbolize a negative association; the thickness of the lines represents the strength of the relationship, i.e. the thicker the line the stronger the relationship. This predictive model offers a number of important insights. First, the above figure shows that 'personal insecurity' and 'experiences of victimhood' are the strongest root causes undermining confidence in government institutions, much more so than 'human security' (i.e. access to basic services, food, minimum income.), as some would have expected. In other words, high levels of personal insecurity and victimization lead to strong feelings of polarization, marginalization and group grievance towards authorities, which in turn lower people's confidence in institutions. Second, we can see that unfair treatment by authorities ('group grievance towards authorities') is the strongest direct predictor of low confidence in government institutions. The main entry points for creating the greatest positive impact on citizen confidence in government institutions relations in Liberia are to address feelings of 'personal insecurity', for instance by improving community policing, and to reduce perceptions of unfair treatment by authorities, possibly through ensuring that local institutions are more inclusive of all ethnic groups.

Source: SeeD, 'SCORE Liberia 2018 Policy Brief: Enhancing Good Governance', https://www.scoreforpeace.org/files/publication/pub_file/PB_Liberia18_PolicyBrief_GoodGovernance_Final.pdf, accessed 18 March 2019

Figure 28

Do you feel that the government is committed to using SDG 16 data/indicators in policymaking and in holding policymakers to account?

Less than half (49%) of non-government respondents said they feel their government is committed to using SDG 16 data/indicators in policymaking and in holding policymakers to account



Note: Only non-government respondents were asked this question.

Merely releasing governance statistics in the public domain is no guarantee that those who need them will know what to do with them. What is the use of expending all that energy, time and money in making data widely accessible when people do not know how to properly interpret and use such data in their day-to-day work? As noted in *Namibia's 2018 VNR*, 'There is a general society-wide "phobia" for data that limits data usage among planners, decision-makers, and legislators.'¹¹⁴ This 'phobia' needs to be addressed head-on, by training potential users of governance statistics on how to analyse and apply governance statistics to planning and policymaking. An important effort was made to this end in Liberia, where the Liberia Peacebuilding Office at the Ministry of Internal Affairs developed an online distance learning course for key government staff to better understand how to use the SCORE indicators in their daily work. It is important also to underline that the broad degree of acceptance and legitimacy enjoyed by SCORE Index data among policymakers in Liberia is largely attributable to the establishment of the SCORE Index Core Reflection Group, which provided guidance and feedback throughout the methodology development process. Constituted by senior officials such as ministers, commissioners and the Liberian national peace ambassador, as well as other prominent national stakeholders, this group was instrumental in creating strong national ownership and political buy-in around the SCORE Index.

(114) UN SDG Knowledge Platform, 'Namibia National Voluntary Review 2018', p. 41, https://sustainabledevelopment.un.org/content/documents/19880New_Version_Full_Voluntary_National_Review_2018_single_1_Report.pdf, accessed 31 March 2019.

Using SDG 16 as an opportunity to take stock of – and fill the gaps in – national policies and programmes on governance and peace

Several countries have noted that SDG 16 should not be considered as something external or additional, but rather as an opportunity to align national policies and programmes on governance and peace. In *Tunisia*, for instance, the SDG 16 Dashboard was designed by the Presidency, which links national SDG 16 targets and indicators with relevant national strategies, policies and programmes. This dashboard makes it easy for policymakers to identify gaps in the means of implementation that could be hindering progress on the Tunisian governance goals. For example, the SDG 16 Dashboard revealed that the three Tunisian targets related to civil and political participation lacked an adequate policy environment.¹¹⁵ Efforts are currently underway for this dashboard to be made publicly accessible, allowing citizens to monitor the government's efforts at addressing such gaps.

Embedding statisticians in SDG 16-related ministries and agencies to help create a 'data culture' among planners and policymakers

Data should not be collected for data's sake. It should tell a story, and that story should be used to drive action. Yet several survey respondents deplored a weak data culture in government institutions: 'If evidence-driven policy is to become the norm,' said one survey respondent, 'we will need to create a culture of learning, and to reward policymakers for being curious about what works in the field, as revealed by data.'¹¹⁶

In the Justice, Law and Order Sector (JLOS) of *Uganda*, this cultural shift happened with the placement of statisticians within institutions in the justice sector. 'For a long time, lawyers were not very good with statistics. We were able to improve the quality of service provision by putting lawyers and statisticians in the JLOS Secretariat – at this point, we could start implementing evidence-based reforms,' explained Musa Mudoj, Advisor in the JLOS Secretariat in Uganda. Every year, the justice sector – which brings together 18 institutions responsible for administering justice, maintaining law and order and promoting human rights – publishes a detailed performance report. This report tracks the direction of impact, outcome and output indicators towards the 2021 targets set in the sector's plan.¹¹⁷ This unified database for the sector as a whole is being used to track individual institutional, sector-wide, national and global targets, such as target 16.3 on access to justice.

(115) UNDP, 'Monitoring to Implement Peaceful, Just and Inclusive Societies: Pilot Initiative on National-Level Monitoring of SDG 16'. New York: UNDP, 2017c.

(116) Comment made by an anonymous respondent in response to a question on 'main challenges faced' in the survey conducted for this study.

(117) Annual, semi-annual and quarterly performance reports for the Justice, Law and Order Sector in Uganda can be accessed at The Justice Law and Order Sector Republic of Uganda, www.jlos.go.ug, accessed 31 March 2019.

Prior to the placement of M&E experts in sector institutions, the role of data and statistical evidence in the planning and management of the sector's interventions was underappreciated. Only a few elementary indicators were being tracked, such as the number of cases handled, number of people trained and number of prisoners, for instance. The shift occurred when an M&E expert – who has now become deputy head of the JLOS Secretariat – was hired for the sector as a whole, with responsibility not only for M&E but also for analysing performance. Making data publicly available increases the pressure to act. 'Overall, the impact of this has been smart planning, focused programme implementation, and evidence-based programme management – and as a result, the JLOS sector has become the best-coordinated and best-reporting of all government sectors in Uganda,' added Modoi.

Even when not fully embedded in government institutions, statisticians can provide impactful ad hoc advice to receptive planners and reformers. When senior officials at the Ministry of Health in Tunisia found out from survey results used to monitor the Tunisian governance goal that Tunisians perceived healthcare providers to be the most corrupt public institutions in the country, they sought guidance from the National Institute of Statistics. How could they use SDG 16 survey results to enhance the provision of healthcare services across the country? With survey results now available for two years (2014 and 2017), disaggregated by region and population group, national statisticians worked with ministry officials to identify which interventions seemed to affect the incidence of corruption, in what part of the country and on which population groups. This dataset has now become a critical tool for the ministry to better plan its anti-corruption efforts across the country.

Statisticians reaching out to parliamentarians to encourage the use of data for accountability

NSOs that took part in the GPS-SHaSA pilot were pleasantly surprised to discover that accountability institutions in their country (such as the Parliament, the national anti-corruption commission, the national human rights institution and the supreme audit institution) actually want to see the 'less rosy' picture that lies behind the pleasing numbers. For instance, the NSO of *Cabo Verde* chose to launch SHaSA statistics on governance, peace and security to elected representatives in the National Assembly, as explained by Antonio Duarte, former president of the NSO of Cabo Verde:¹¹⁸

Having citizen survey results discussed in the parliament was a powerful symbol of 'direct democracy', and it attracted a lot of media attention – especially as a key result from the survey was that people's confidence in the national parliament was lowest among all public institutions. The President of Cabo Verde even quoted some of the less-pleasing survey results on the occasion of the country's anniversary celebrations of independence, to remind us that 'we need to exert vigilance over the direction our country is taking'.

A key take-away of statisticians who took part in the GPS-SHaSA pilot is that they can be fairly bold in their reporting on governance indicators, and do not need to shy away from headlines pointing to a situation that needs fixing.

(118) See UNDP, 2017a, *op. cit.*, p. 37.

CONCLUSION

Africa played a pivotal role in the adoption of SDG 16 – and continues to lead by example in the implementation and monitoring of this goal. This stock-taking of African preparations for the HLPF 2019, where SDG 16 on ‘peaceful, just and inclusive societies’ will be subject to an in-depth review, shows bold investments (political, technical and financial) and tremendous innovation across the continent to realise the 2030 Agenda’s vision for ‘inclusive’ and ‘country-led’ reviews of progress on each goal, including SDG 16.

Like the famous African proverb that says ‘it takes a village to raise a child’, African political leaders recognise that ‘it takes strong institutions to raise a nation’, from ensuring universal access to health and education, to promoting decent work opportunities, to nurturing safe urban communities. This strong political support for SDG 16 is evident in the considerable efforts invested to make it truly resonate at home, by tailoring global SDG 16 targets and indicators to national priorities collectively identified with civil society, the research community and all political actors.

Some countries are also embracing SDG 16 as a means to reinforce national data sovereignty in the new domains of governance and peace statistics. After all, matters of governance and peace have direct and profound effects on the development trajectory of any country, and international governance indicators may not always fit the specificities of individual countries. However the financial and institutional investments needed for the production of SDG 16 data at country level are often lacking. And even where governments are building elaborate SDG 16 data collection systems, there is always a risk that the evidence gathered will fail to influence policymakers’ day-to-day decision-making, for lack of data literacy skills or lack of incentives to measure institutional performance in terms of achievement of SDG 16 targets.

Among the 51 countries that have volunteered to report at the HLPF 2019, more than a third (18) are from Africa – the largest-ever contingent from the region reporting at the HLPF. This massive turnout from Africa offers a vital opportunity to step up ambitions for SDG 16 globally: African countries are proving that the 12 targets under SDG 16 are measurable, and that good data on access to justice, violence and representation in public institutions, among other issues, can be a game-changer in terms of national planning and policy implementation. In this compendium we have compiled numerous examples of how this can be done, and we hope that some of these will resonate and lend themselves to further experimentation in other contexts.

ANNEX 1: SUSTAINABLE DEVELOPMENT GOAL 16 – GLOBAL TARGETS AND INDICATORS



SDG 16: Promote peaceful and inclusive societies for sustainable development, provide access to justice for all and build effective, accountable and inclusive institutions at all levels

Global targets	Global indicators	Tier classification ¹¹⁹ (as at 31 Dec. 2018)
16.1 Significantly reduce all forms of violence and related death rates everywhere	16.1.1 Number of victims of intentional homicide per 100 000 population, by sex and age	Tier 1
	16.1.2 Conflict-related deaths per 100 000 population, by sex, age and cause	Tier 3
	16.1.3 Proportion of population subjected to (a) physical, (b) psychological or (c) sexual violence in the previous 12 months	Tier 2
	16.1.4 Proportion of population that feel safe walking alone around the area they live	Tier 2
16.2 End abuse, exploitation, trafficking and all forms of violence	16.2.1 Proportion of children aged 1–17 years who experienced any physical punishment and or psychological aggression by caregivers in the past month	Tier 2
	16.2.2 Number of victims of human trafficking per 100 000 population, by sex, age and form of exploitation	Tier 2
	16.2.3 Proportion of young women and men aged 18–29 years who experienced sexual violence by age 18	Tier 2

(119) All global SDG indicators are classified into three tiers based on their level of methodological development and the availability of data at the global level, as follows:

- **Tier 1:** Indicator is conceptually clear, has an internationally established methodology and standards are available, and data is regularly produced by countries for at least 50% of countries and of the population in every region where the indicator is relevant.
- **Tier 2:** Indicator is conceptually clear, has an internationally established methodology and standards are available, but data is not regularly produced by countries.
- **Tier 3:** No internationally established methodology or standards are yet available for the indicator, but methodology/standards are being (or will be) developed or tested.



Global targets	Global indicators	Tier classification ¹¹⁹ (as at 31 Dec. 2018)
16.3 Promote the rule of law at the national and international levels and ensure equal access to justice for all	16.3.1 Proportion of victims of violence in the previous 12 months who reported their victimisation to competent authorities or other officially recognised conflict resolution mechanisms	Tier 2
	16.3.2 Unsented detainees as a proportion of overall prison population	Tier 1
16.4 By 2030, significantly reduce illicit financial and arms flows, strengthen the recovery and return of stolen assets and combat all forms of organised crime	16.4.1 Total value of inward and outward illicit financial flows (in current US dollars)	Tier 3
	16.4.2 Proportion of seized, found or surrendered arms whose illicit origin or context has been traced or established by a competent authority in line with international instruments	Tier 2
16.5 Substantially reduce corruption and bribery in all their forms	16.5.1 Proportion of persons who had at least one contact with a public official and who paid a bribe to a public official, or were asked for a bribe by those public officials, during the previous 12 months	Tier 2
	16.5.2 Proportion of businesses that had at least one contact with a public official and that paid a bribe to a public official, or were asked for a bribe by those public officials during the previous 12 months	Tier 2
16.6 Develop effective, accountable and transparent institutions at all levels	16.6.1 Primary government expenditures as a proportion of original approved budget, by sector (or by budget codes or similar)	Tier 1
	16.6.2 Proportion of the population satisfied with their last experience of public services	Tier 3
16.7 Ensure responsive, inclusive, participatory and representative decision-making at all levels	16.7.1 Proportions of positions in national and local public institutions, including (a) the legislatures; (b) the public service; and (c) the judiciary, compared to national distributions, by sex, age, persons with disabilities and population groups	Tier 3 (16.7.1 (a) is Tier 2)
	16.7.2 Proportion of population who believe decision-making is inclusive and responsive, by sex, age, disability and population group)	Tier 3



Global targets	Global indicators	Tier classification ¹¹⁹ (as at 31 Dec. 2018)
16.8 Broaden and strengthen the participation of developing countries in the institutions of global governance	16.8.1 Proportion of members and voting rights of developing countries in international organisations	Tier 1
16.9 By 2030, provide legal identity for all, including birth registration	16.9.1 Proportion of children under five years of age whose births have been registered with a civil authority, by age	Tier 1
16.10 Ensure public access to information and protect fundamental freedoms, in accordance with national legislation and international agreements	16.10.1 Number of verified cases of killing, kidnapping, enforced disappearance, arbitrary detention and torture of journalists, associated media personnel, trade unionists and human rights advocates in the previous 12 months	Tier 2
	16.10.2 Number of countries that adopt and implement constitutional, statutory and/or policy guarantees for public access to information	Tier 2
16.A Strengthen relevant national institutions, including through international cooperation, for building capacity at all levels, in particular in developing countries, to prevent violence and combat terrorism and crime	16.a.1 Existence of independent national human rights institutions in compliance with the Paris Principles	Tier 1
16.B Promote and enforce non-discriminatory laws and policies for sustainable development	16.b.1 Proportion of population reporting having personally felt discriminated against or harassed in the previous 12 months on the basis of a ground of discrimination prohibited under international human rights law	Tier 3

ANNEX 2:

SURVEY QUESTIONNAIRE



Respondent information

1. Country name:

2. Who do you work for?

- a) Government - Please specify for which Ministry/Agency/Office:
- b) Civil society - Please specify the name of your organization:
- c) Research institution - Please specify the name of your institution:
- d) National Parliament
- e) Other - Please specify:

3. To your knowledge, is your country officially registered to report on SDG 16 at the upcoming High-Level Political Forum on Sustainable Development in July 2019?

- a) Yes
- b) No
- c) Don't know/Not sure

Part 1

Institutional arrangements and stakeholder participation


4. To your knowledge, has a **specific government agency** been officially mandated to **lead the work on SDG 16** in your country ?

- a) Yes
- b) No; we only have one government agency supporting the implementation of all SDGs
- c) Don't know/Not sure

If responded 'yes' to Q4:

5. To your knowledge, **which government agency** leads on SDG 16?

- a) An 'SDG 16 unit' at the highest level (e.g. in a President/Prime Minister office). Please specify the name:
- b) A ministry or government agency. Please specify which one:
- c) Don't know/Not sure



6. To your knowledge, has the government established an official **committee/mechanism** to support the implementation / monitoring of **SDG 16 specifically**, such as a “Steering Committee on SDG 16?” (i.e. distinct from the committee/mechanism established for the implementation of **all** SDGs)

- a) Yes, such a committee/mechanism exists for SDG 16 specifically and includes **both** government **and** non-government actors
- b) Yes, such a committee/mechanism exists for SDG 16 specifically but includes **only** government actors
- c) No, such a committee/mechanism does not exist for SDG 16 specifically; we only have one committee/mechanism for **all** SDGs
- d) No, such a committee/mechanism does not exist, **neither** for SDG 16 **nor** for all SDGs
- e) Don't know/Not sure

If responded a) or b) to Q6:

7. To your knowledge, which stakeholders are **members of this committee/mechanism** on SDG 16? **Select all that apply:**

- a) Ministries/government agencies with a mandate related to SDG 16
- b) National statistical office
- c) Civil society organizations
- d) National youth association
- e) Academia
- f) Private sector
- g) Parliament
- h) National Anti-Corruption Commission
- i) National Human Rights Commission
- j) National Audit Institution
- k) Sub-national governments
- l) Others:
- m) Don't know/Not sure

If responded b) to Q6:

8. You indicated that non-government actors are not represented on the SDG 16 committee/mechanism in your country. Have **other forms of exchange with non-government actors** taken place to seek their contributions towards the implementation / monitoring of SDG 16?

- a) Yes - Please specify how this was done:
- b) Not yet, but there is a plan to do so in the near future - Please specify how this will be done:
- c) No, and I have not heard of any plan to do so.
- d) Don't know/Not sure

If responded a) to Q6 or a) to Q8:

9. In your opinion, has this multi-stakeholder engagement around SDG 16 been **useful and productive**?

- a) Yes, very useful and productive - Please explain why:
- b) Moderately useful and productive - Please explain why:
- c) Not very useful or productive - Please explain why:
- d) Don't know/Not sure

Part 2

Integration of SDG 16 into national planning and monitoring frameworks

10. To your knowledge, has a **subset of SDG 16 targets and/or indicators** been **prioritized by your country** -- that is, have been explicitly mentioned in the national development plan, in national policies or in proposals for new legislation?

- a) Yes. Please specify which ones
- b) No
- c) Don't know/Not sure

11. To your knowledge, has there been any effort so far to **adapt/tailor global SDG 16 targets and indicators to fit your national context**, for instance by adding new targets or new indicators or by changing their global formulation to better fit the local context ?

- a) Yes, this has been done / is currently being done.
- b) Not yet, but there is a plan to do so in the near future
- c) No, and I have not heard of any plan to do so.
- d) Don't know/Not sure

If responded a) to Q11:

12. To your knowledge, how many **national** indicators have been added to the official SDG 16 monitoring framework in your country?

- a) Just a few (1-3 national SDG 16 indicators)
- b) Several (4-10 national SDG 16 indicators)
- c) A lot (more than 10 national SDG 16 indicators)
- d) Don't know / Not sure

13. To your knowledge, has the **general public been invited to contribute** to the process of identifying national priorities amongst SDG 16 targets and indicators, and/or to the process of adapting/tailoring global targets and indicators to the national context?

- a) Yes, this has been done / is currently being done. Please specify how:
- b) Not yet, but there is a plan to do so in the near future.
- c) No, and I have not heard of any plan to do so.
- d) Don't know/Not sure

14. To your knowledge, have SDG 16 indicators been **integrated into the M&E framework of the National Development Plan or in sectoral plans** on justice, human rights, decentralization, etc.?

- a) Yes, this has been done or is currently being done.
- b) Not yet, but there is a plan to do so in the near future.
- c) No, and I have not heard of any plan to do so.
- d) Don't know/Not sure

15. To your knowledge, has there been any effort to **identify 'who is left behind'** (a key feature of the 2030 Agenda) for the various targets under SDG 16? In other words, has there been any attempt to identify which population groups (e.g. looking at urban/rural location, ethnicity, age, income, indigenous / disability / migrant status, etc.) in your country are most affected by violence (target 16.1) or corruption (target 16.5), or least able to access justice (16.3)?

- a) Yes, this has been done or is currently being done
- b) Not yet, but there is a plan to do so in the near future
- c) No, and I have not heard of any plan to do so
- d) Don't know/Not sure

Part 3

Production of SDG 16 data

16. To your knowledge, which **national institution leads** the work on SDG 16 indicators and data production?

- a) National statistical office
- b) Other institution - Please specify which one:
- c) Don't know/Not sure

17. To your knowledge, as of today, what proportion of the 23 global indicators under SDG 16 **can your country report on**, using national data?

- a) Nearly all of them
- b) More than half of them
- c) Roughly half of them
- d) Less than half of them
- e) Very few of them / None
- f) Don't know/Not sure

18. To your knowledge, is **non-state (unofficial) data being used** to report on SDG 16, or is the reporting exclusively based on official sources (i.e. Ministry data, official surveys conducted by the National Statistical Office, etc.)?

- a) Yes, non-state (unofficial) data is being (will) be used to report on SDG 16
- b) No, non-state (unofficial) data is not being (will not be) used to report on SDG 16
- c) Don't know/Not sure

If responded a) to Q18:

19. What kind(s) of **non-state (unofficial) data** is (are) being used (or will be used) to report on SDG 16? Select all that apply:

- a) Data produced by civil society organizations at country-level
- b) Data produced by research institutions at country-level
- c) Data produced by the private sector at country-level
- d) Data produced by regional/international organizations
- e) Other non-state (unofficial) sources:
- f) Don't know/Not sure

20. On the basis of the SDG 16 data you have seen so far, to what extent would you say that this data is **disaggregated**? Select all that apply:

- a) Not (or rarely) disaggregated
- b) Disaggregated by sex
- c) Disaggregated by location (e.g. urban/rural, by region/province, etc.)
- d) Disaggregated by age
- e) Disaggregated by population group (e.g. ethnic/religious/linguistic groups, indigenous status, migrant status, etc.)
- f) Disaggregated by disability status
- g) Disaggregated by other variables - Please specify:
- h) Don't know/Not sure

21. To your knowledge, has **national funding** been allocated specifically to the **production of SDG 16 data**?

- a) Yes, this has been done
- b) Not yet, but there is a plan to do so in the near future
- c) No, and I have not heard of any plan to do so.
- d) Don't know/Not sure

Part 4

Public access to SDG 16 data and proactive dissemination

22. To your knowledge, is SDG 16 data/indicators **easily accessible to the public**, for instance is it hosted on a government website (e.g. on the website of the National Statistical Office)?

- a) Yes, SDG 16 data is publicly accessible. Please specify the website:
- b) Not yet, but there is a plan to do so in the near future. Please specify where SDG 16 data will be displayed:
- c) No, and I have not heard of any plan to do so.
- d) Don't know/Not sure

23. To your knowledge, has any effort been made to **actively disseminate available SDG 16 data** (e.g. in the media, in a parliamentary debate, etc.) and to **discuss the progress made so far** (or lack thereof)? Select all that apply:

- a) Yes, the **government** has taken specific action(s) to disseminate available SDG 16 data and discuss the progress made so far. Please specify:
- b) Yes, the **parliament** has taken specific action(s) to disseminate available SDG 16 data and discuss the progress made so far. Please specify:
- c) Yes, **civil society** has taken specific action(s) to disseminate available SDG 16 data and discuss the progress made so far. Please specify:
- d) **No stakeholder** has taken specific actions yet to disseminate available SDG 16 data and discuss the progress made so far.
- e) Don't know/Not sure

If responded b), c) or e) to Q2:

24. Do you feel that the Government is **committed** to the following:

	Yes	No	Don't know/ Not sure
The government is committed to making SDG 16 data / indicators easily accessible to the public			
The government is committed to using SDG 16 data / indicators in policymaking and in holding policymakers to account			

Part 5

Production of SDG 16 data

25. In your opinion, **how problematic** do you find the following SDG 16-related issues in your country?


	Very problematic	Moderately problematic	Not very problematic
Lack of political support for SDG 16 from the political leadership			
Lack of civil society participation in SDG 16 planning / implementation / monitoring			
No/little adaptation of global SDG 16 targets and indicators to fit the national context			
Lack of good quality data on SDG 16			
Lack of adequate dedicated financial resources for SDG 16			

26. Are there innovative approaches and/or lessons learned from your country's experience of implementing / monitoring SDG 16 that you think would be useful to share with other African Member States?

27. What is the greatest challenge you face in implementing / monitoring SDG 16, for which you would welcome technical, financial, experience-sharing or knowledge-broking support?

ANNEX 3:


LIST OF COUNTRIES AND INSTITUTIONS THAT RESPONDED TO THE SURVEY



Key:

Countries highlighted in **THE SHADED BLOCKS** are countries where both government and non-government stakeholders responded to the survey.

Country	Total number of respondents	Government stakeholders (incl. ministries, NSOs, parliaments, etc.)	Non-government stakeholders (incl. CSOs, research institutions, universities, etc.)
Countries presenting a VNR in 2019			
Algeria	1	1 • Ministry of Foreign Affairs	0
Burkina Faso	5	3 • 2 from Ministry of Economy, Finance and Development • 1 from NSO	2 • 1 from university (Universite Ouaga 2) • 1 from Centre pour la Gouvernance Démocratique
Cameroon	3	2 • 1 from Ministry of Economy, Planning and Territorial Development • 1 from NSO	1 • 1 from Africa Development Interchange Network
Central African Republic	2	1 • 1 from Ministry of Economy, Planning and Cooperation	1 • 1 from Association des Femmes Juristes de Centrafrique
Chad	5	3 • 2 from Ministry of Economy and Development Planning/ National Coordination for SDG Monitoring • 1 from Ministry of Justice (Directorate for Statistics and Judiciary Information)	2 • 1 from Groupe d'études et de recherches action en médias, communication et TIC • 1 from Action de Partenaires pour l'Appui au Développement



Country	Total number of respondents	Government stakeholders (incl. ministries, NSOs, parliaments, etc.)	Non-government stakeholders (incl. CSOs, research institutions, universities, etc.)
Countries presenting a VNR in 2019			
Côte d'Ivoire	5	2 • 1 from NSO • 1 from Parliament	3 • 2 from Initiative Société civile des ODD en Côte d'Ivoire • 1 from civil society (undisclosed)
Eswatini	4	1 • 1 from NSO	3 • 1 from Coordinating Assembly of NGOs • 1 from Eswatini Economic Policy Analysis and Research Centre • 1 from University of Eswatini
Ghana	3	2 • 1 from NSO • 1 from National Peace Council, under the Ministry of the Interior	1 • 1 from CSO Platform on SDGs
Lesotho	2	1 • 1 from Ministry of Development Planning	1 • 1 from Limkokwing University
Mauritania	4	2 • 1 from Ministry of Economy and Finance • 1 from Ministry of Interior and Decentralisation	2 • 1 from Université de Nouakchott Al Aasrya • 1 from civil society (undisclosed)
Mauritius	5	4 • 1 from NSO • 3 from Ministry of Foreign Affairs, Regional Integration and International Trade	1 • 1 from University of Mauritius
Republic of Congo	3	1 • 1 from Parliament	2 • 1 from Forum des Jeunes entreprises du Congo • 1 from university
Rwanda	2	0	2 • 1 from Institute of Research and Dialogue for Peace – Rwanda • 1 from civil society (undisclosed)



Country	Total number of respondents	Government stakeholders (incl. ministries, NSOs, parliaments, etc.)	Non-government stakeholders (incl. CSOs, research institutions, universities, etc.)
Countries presenting a VNR in 2019			
Sierra Leone	5	3 <ul style="list-style-type: none"> • 1 from Parliament • 1 from Justice Sector Coordination Office • 1 from NSO 	2 <ul style="list-style-type: none"> • 1 from Centre for Accountability and Rule of Law – Sierra Leone • 1 from West Africa Network for Peacebuilding
South Africa	2	1 <ul style="list-style-type: none"> • 1 from NSO 	1 <ul style="list-style-type: none"> • 1 from University of Pretoria
Tanzania	2	2 <ul style="list-style-type: none"> • 1 from government (undisclosed) • 1 from NSO 	0
Tunisia	4	3 <ul style="list-style-type: none"> • 1 from President's Office • 1 from Ministère du développement, de l'investissement et de la coopération internationale/ Institut Tunisien de la Compétitivité et des Etudes Quantitatives • 1 from NSO 	1 <ul style="list-style-type: none"> • 1 from Tunisian Institute for Democracy and Development
Countries that presented a VNR in 2016, 2017 and/or 2018			
Benin (2018, 2017)	5	3 <ul style="list-style-type: none"> • 1 from Ministry of Justice and Legislature • 1 from Parliament • 1 from NSO 	2 <ul style="list-style-type: none"> • 1 from National Coalition for Peace for Peace / West Africa Network for Peacebuilding • Network of Non-Governmental Organisations for SDGs
Botswana (2017)	1	1 <ul style="list-style-type: none"> • 1 from NSO 	0
Cabo Verde (2018)	1	1 <ul style="list-style-type: none"> • 1 from NSO 	0
Egypt (2016,2018)	1	1 <ul style="list-style-type: none"> • 1 from Ministry of Planning 	0

Country	Total number of respondents	Government stakeholders (incl. ministries, NSOs, parliaments, etc.)	Non-government stakeholders (incl. CSOs, research institutions, universities, etc.)
Countries that presented a VNR in 2016, 2017 and/or 2018			
Ethiopia (2017)	2	2 <ul style="list-style-type: none"> • 1 from NSO • 1 from Planning and Development Commission 	0
Kenya (2017)	5	3 <ul style="list-style-type: none"> • 1 from Ministry of Interior and Coordination of Government • 1 from government (undisclosed) • 1 from NSO 	2 <ul style="list-style-type: none"> • Security Research and Information Centre • 1 from Coffey International
Liberia (Has not reported yet; convener of Pathfinders for Peaceful, Just and Inclusive Societies)	5	2 <ul style="list-style-type: none"> • 1 from Ministry of Finance and Development Planning • 1 from NSO 	3 <ul style="list-style-type: none"> • 2 from Kofi Annan Institute for Conflict Transformation, University of Liberia • 1 from Institute for Research and Democratic Development
	5	4 <ul style="list-style-type: none"> • 1 from National Anti-Corruption Commission (Comité pour la Sauvegarde de l'Intégrité) • 1 from Ministry of Justice • 2 from NSO 	1 <ul style="list-style-type: none"> • 1 from National Platform for CSOs of Madagascar (PFNOSCM)
Mali (2018)	5	4 <ul style="list-style-type: none"> • 1 from Ministère de la Solidarité et de l'Action humanitaire/Observatoire du Développement Humain Durable et de la Lutte Contre la Pauvreté • 1 from Ministère de l'Economie et des Finances - Cellule Technique CSLP • 1 from Parliament • 1 from NSO 	1 <ul style="list-style-type: none"> • 1 from Forum des ONG Internationales au Mali
Morocco (2016)	2	1 <ul style="list-style-type: none"> • 1 from General Delegation to Prison Administration and Reintegration 	1 <ul style="list-style-type: none"> • 1 from Transparency International Morocco

Country	Total number of respondents	Government stakeholders (incl. ministries, NSOs, parliaments, etc.)	Non-government stakeholders (incl. CSOs, research institutions, universities, etc.)
Countries that presented a VNR in 2016, 2017 and/or 2018			
Namibia (2018)	4	2 • 1 from Office of the Prime Minister • 1 from NSO	2 • 1 from Global Entrepreneurship Network Namibia • 1 from Regain Trust
Niger (2018)	3	2 • 1 from General Directorate for Planning • 1 from NSO	1 • 1 from National Association of journalists
Nigeria (2017)	4	2 • 1 from National Human Rights Commission • 1 from NSO	2 • 2 from Legislative Advocacy Centre/Transparency International Nigeria
Republic of Guinea (2018)	4	2 • 1 from government (undisclosed) • 1 from NSO	2 • 1 from Association of Victims, Parents and Friends of 28 September 2009 • 1 from Human Rights Association of Guinea (Ligue Guineenne des droits de l'Homme)
Senegal (2018)	2	1 • 1 from government (undisclosed)	1 • Laboratoire Genre IFAN – Université Cheikh Anta Diop Dakar
Somalia (Has not reported yet; member of Pathfinders for Peaceful, Just and Inclusive Societies)	2	1 • 1 from Ministry of Planning	1 • 1 from Human Rights Centre Somaliland
Sudan (2018)	1	1 • 1 from National Population Council, Ministry of Security and Social Development	0 • 1 from National Association of journalists

Country	Total number of respondents	Government stakeholders (incl. ministries, NSOs, parliaments, etc.)	Non-government stakeholders (incl. CSOs, research institutions, universities, etc.)
Countries that presented a VNR in 2016, 2017 and/or 2018			
Togo (2018, 2017, 2016)	4	2 <ul style="list-style-type: none"> • 1 from Ministry of Justice and Relations with Institutions of the Republic • 1 from NSO 	2 <ul style="list-style-type: none"> • 1 from Groupe de réflexion et d'action, Femme, Démocratie et Développement • 1 from Alliance Nationale des Consommateurs et de l'Environnement / Transparency International National Contact
Uganda (2016)	4	3 <ul style="list-style-type: none"> • 1 from government (undisclosed) • 1 from Ministry of Justice and Constitutional Affairs – JLOS Secretariat • 1 from NSO 	1 <ul style="list-style-type: none"> • 1 from Uganda National NGO Forum
Zambia (2020)	4	3 <ul style="list-style-type: none"> • 1 from Ministry of Justice • 1 from Ministry of National Development Planning • 1 from government (undisclosed) 	1 <ul style="list-style-type: none"> • 1 from Civil Society for Poverty Reduction
Zimbabwe (2017)	5	2 <ul style="list-style-type: none"> • 1 from Ministry of Justice, Legal and Parliamentary Affairs • 1 from NSO 	3 <ul style="list-style-type: none"> • Poverty Reduction Forum Trust • Media Institute of Southern Africa – Zimbabwe • National Association of Youth Organizations
TOTAL	126	75	51





**United Nations
Development Programme**

Oslo Governance Centre
Kongens Gate 12,
0153 Oslo, Norway

Regional Bureau for Africa
One United Nations Plaza
New York, NY 10017

Regional Service Centre
for Africa
Olympia Roundabout
Bole Road
PO Box 60130, Addis Ababa,
Ethiopia

**South African Institute
of International Affairs**

Head Office
East Campus, University
of the Witwatersrand
Braamfontein
Johannesburg
South Africa

