



**Draft Report on:  
Non-Tariff Barriers to Trade in Southern Africa :  
Towards a Measurement Approach  
(Author- Costa Pierides,  
Pierides Consulting)**

# SAIIA Non Tariff Barriers to Trade Presentation

Source: Imani Development Austral Pty Ltd Report INVENTORY OF REGIONAL NON TARIFF BARRIERS: SYNTHESIS

- General Classification of NTBs
- Broadly NTBs fall in the following categories:
  - Misuse of internationally agreed measures governing product qualities, normally established for consumer protection, and not directly aimed at the limitation of international trade. This includes misuse of measures concerned with food safety, plant and animal health (SPS) and technical standards. It includes also the misuse of measures protecting national security.
  - Misuse of internationally agreed measures to impede commercial strategies that inhibit free trade, such as anti-dumping measures and safeguard clauses.
  - Misuse of measures directed at the enforcement of trade agreements, such as rules of origin.
  - Imposition of charges for services or clearances other than those internationally agreed, or above internationally agreed levels. This includes import and export licence fees, administrative charges, transit bonds, and special deposits.
  - Misuse of legal measures concerning immigration and movement of persons (passports, visas, health documents).
  - Improper administrative interventions. Customs authorisations and procedures may be used to impede the passage of products and traders.
  - Lack of capacity to meet SPS and other quality standards imposed by importing countries. The lack of harmonised SPS and other quality standards within the SADC region may also constitute a NTB.
  - Inadequate trade-support services: finance; insurance; transport services; market information; electronic communications systems, standards authorities. Barriers include lack of nation-wide availability of services.
  - **Deficiencies of infrastructure: ports, roads, airports, border posts.**

# **SALIA Non Tariff Barriers to Trade Presentation**

Source: Imani Development Austral Pty Ltd Report INVENTORY OF REGIONAL NON TARIFF  
BARRIERS: SYNTHESIS

## **“3. Customs Administration:**

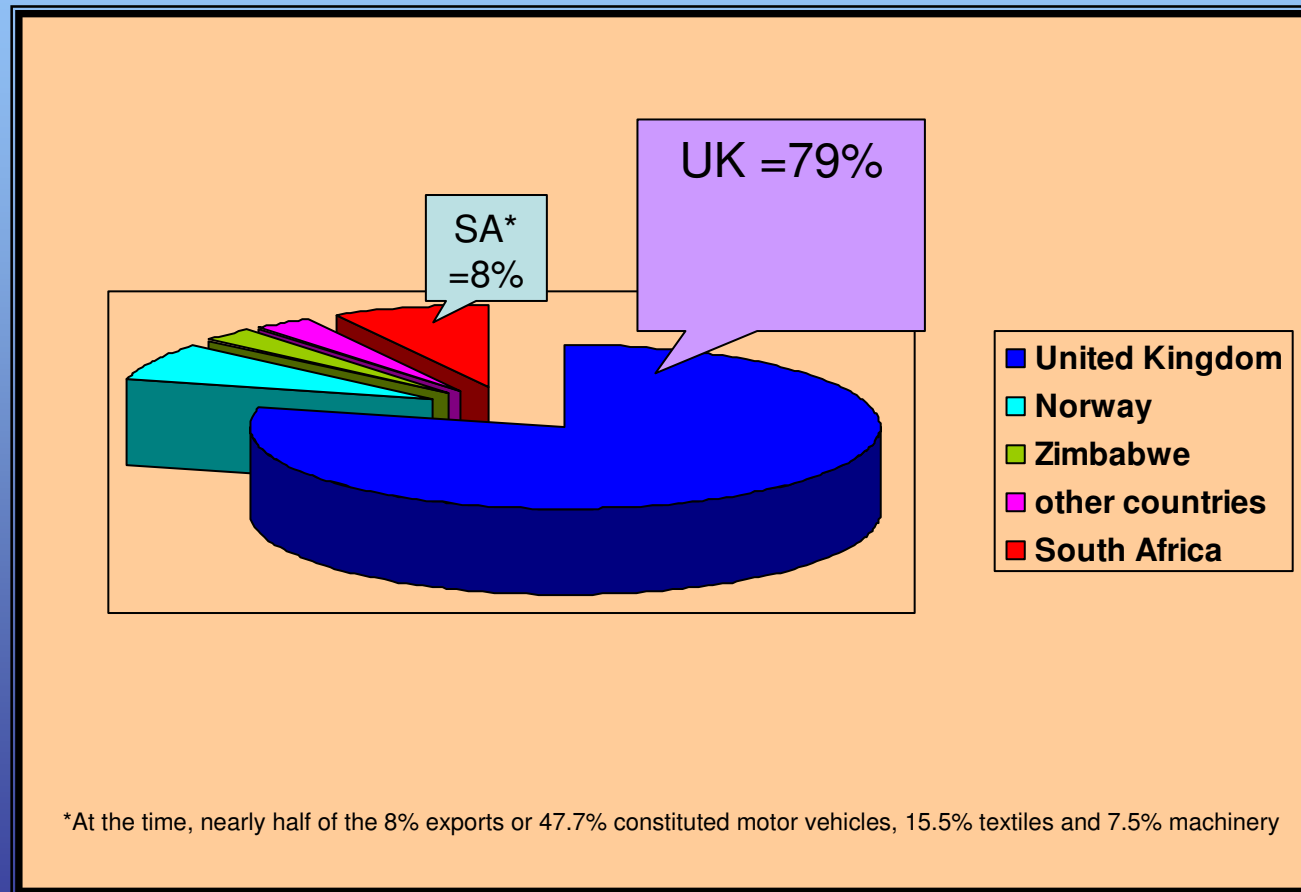
- This still appears to be the single biggest NTB in the region”

# SAIIA Non Tariff Barriers to Trade Presentation

## Durban-Gaberone Corridor

### Botswana Exports by value 2003

Source: TIPS



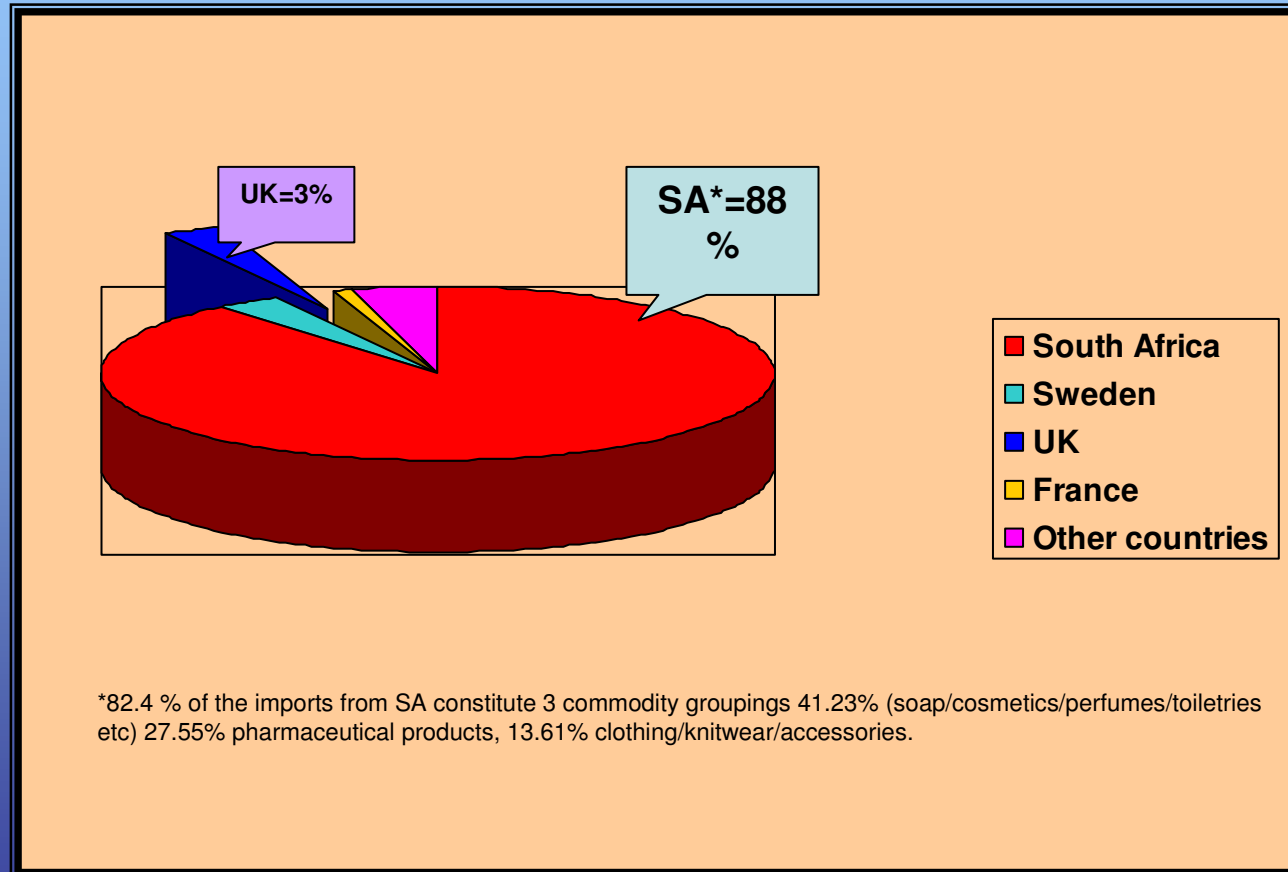
\*At the time, nearly half of the 8% exports or 47.7% constituted motor vehicles, 15.5% textiles and 7.5% machinery

# SAIIA Non Tariff Barriers to Trade Presentation

## Durban-Gaberone Corridor

### Botswana Imports by value 2003

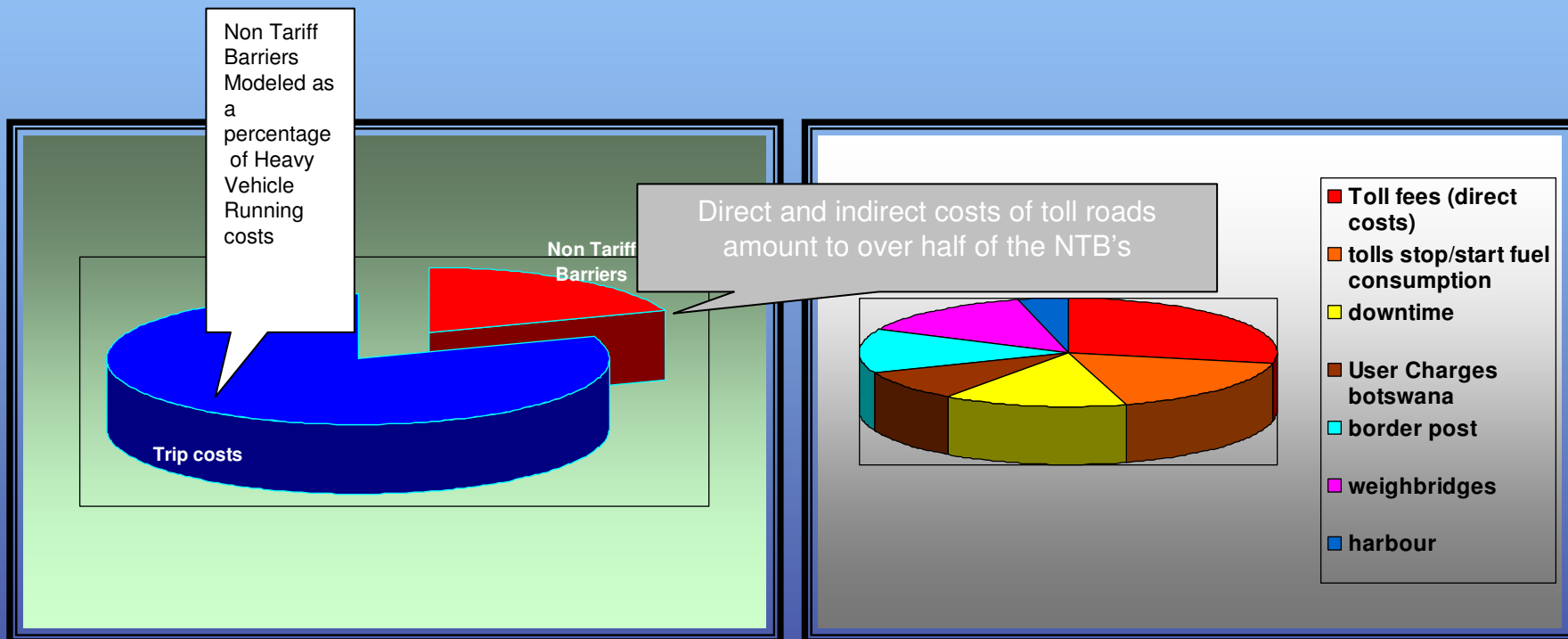
Source :TIPS



\*82.4 % of the imports from SA constitute 3 commodity groupings 41.23% (soap/cosmetics/perfumes/toiletries etc) 27.55% pharmaceutical products, 13.61% clothing/knitwear/accessories.

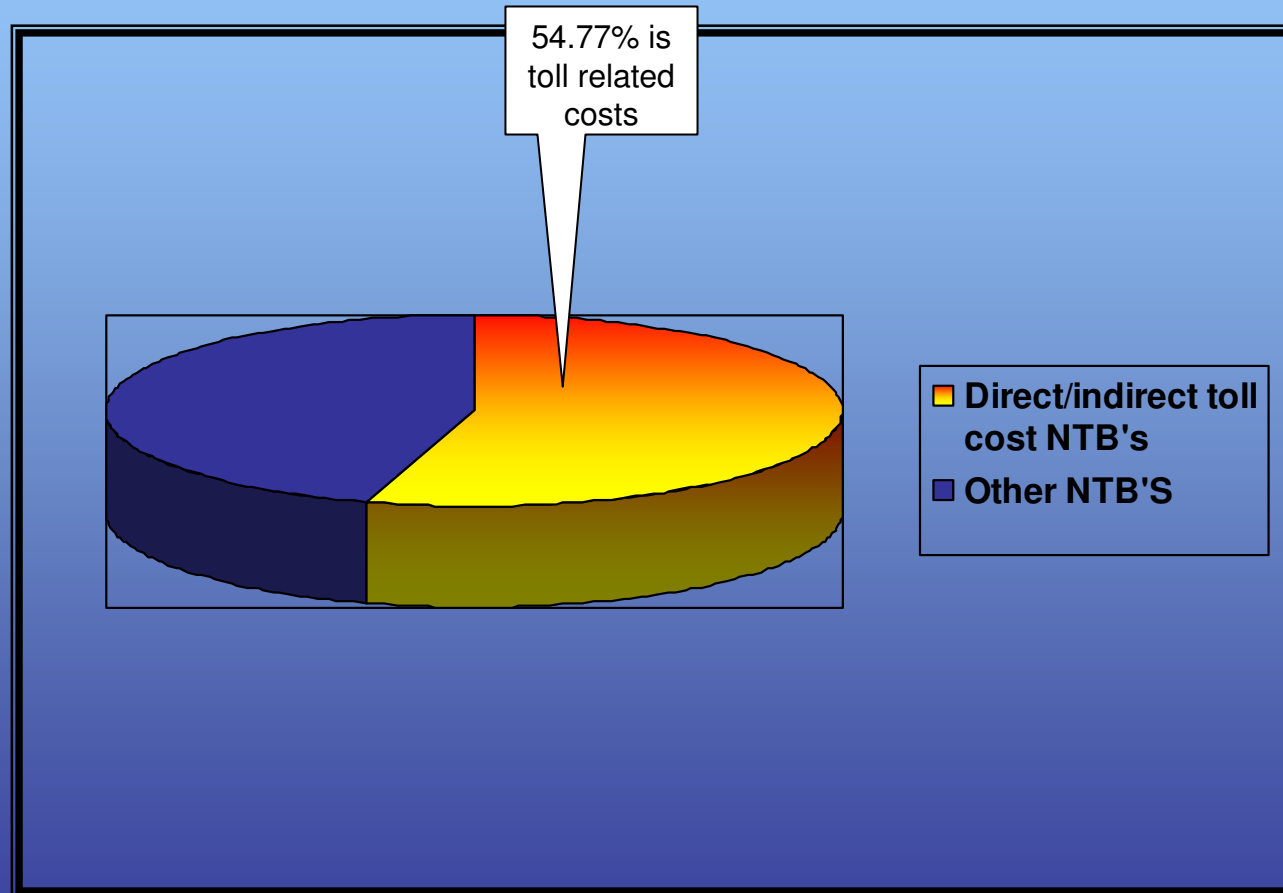
# SAIIA Non Tariff Barriers to Trade Presentation

## Durban-Gaberone Corridor: Focus on Road Transport



# SAlIA Non Tariff Barriers to Trade Presentation

## Identifying the largest component NTB



# SAIIA Non Tariff Barriers to Trade Presentation

- The full report covers more comprehensively the issues discussed today, and I encourage you all present today to study the contents more closely and comment where appropriate.
- And, whilst addressing the various NTB challenges, the study cautions the reader against trying to model this approach with other corridors as each has its own complex set of circumstances requiring closer scrutiny.

I thank you for your patience.

Costa Pierides  
21<sup>st</sup> November, 2007