

Africa's next bet: making the most of AfCFTA to industrialise the continent

Annalisa Primi

Head, Economic Transformation and Development Division

OECD Development Centre

Annalisa.primi@oecd.org

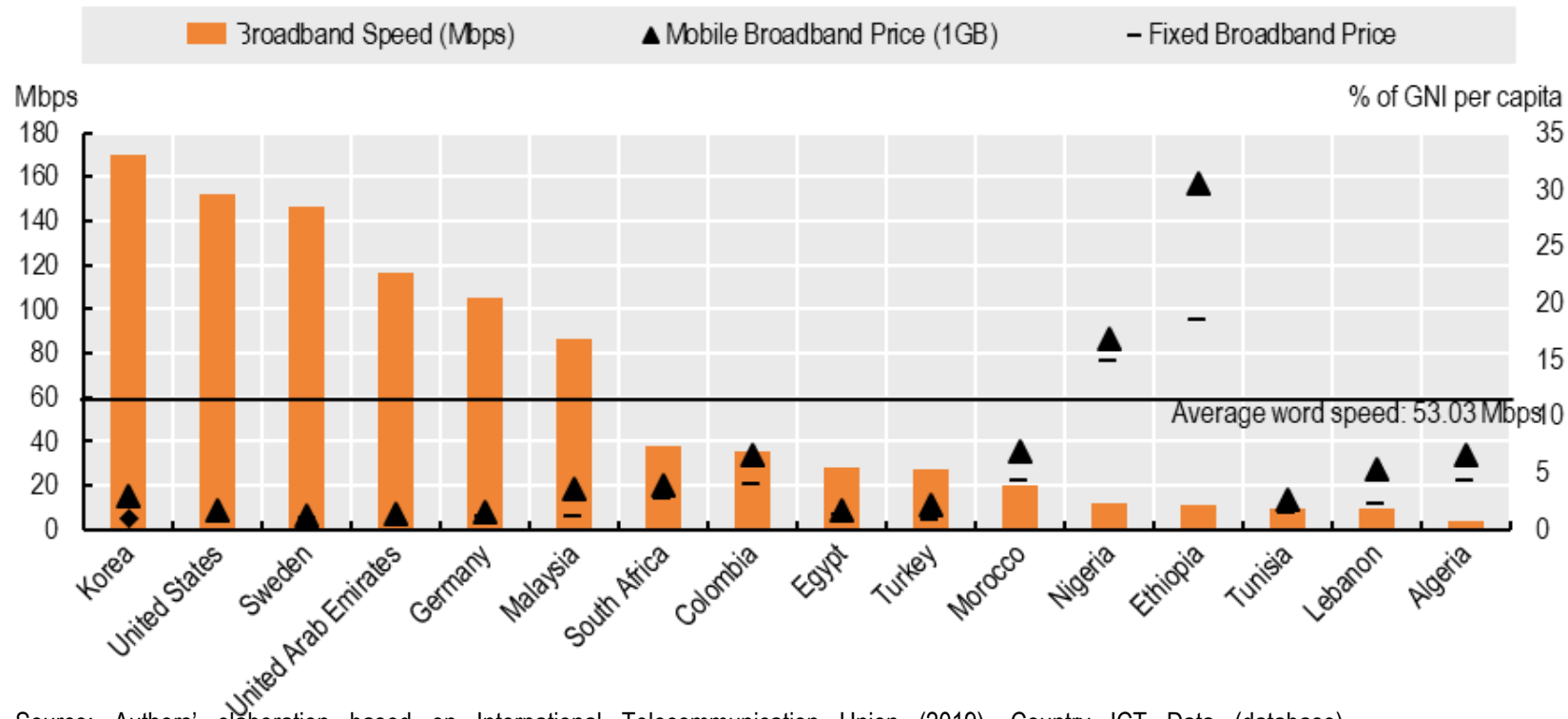
OECD INITIATIVE FOR POLICY DIALOGUE ON

**GLOBAL VALUE CHAINS,
PRODUCTION TRANSFORMATION AND DEVELOPMENT**



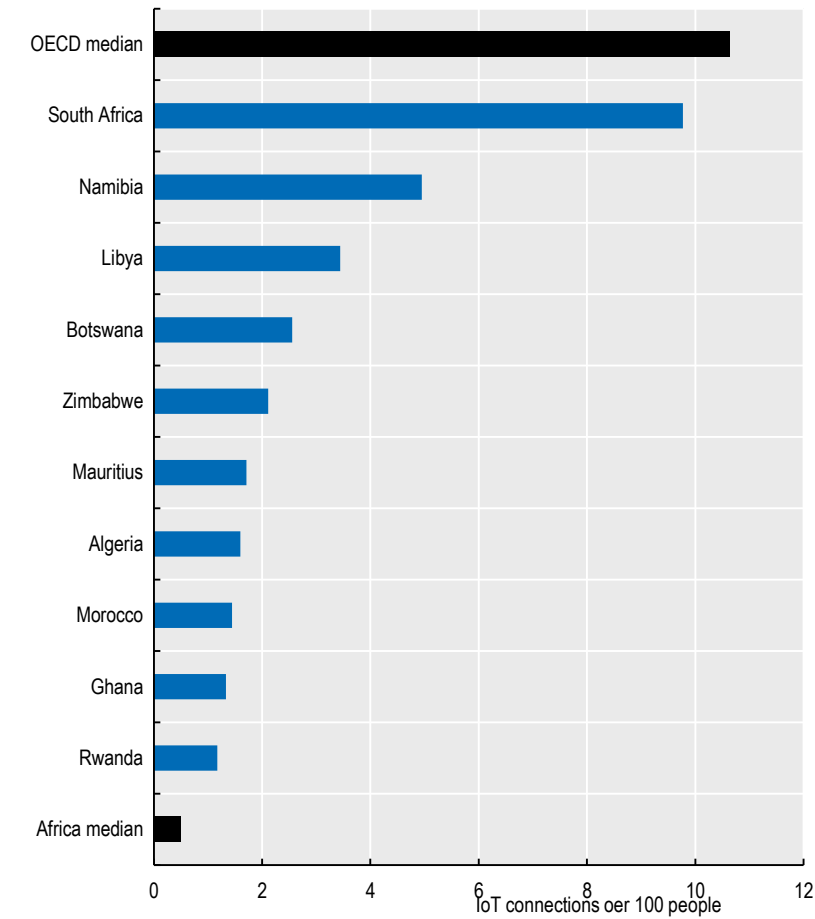
Unleashing the potential of AfCFTA to industrialise the continent: **SPEED**

Broadband internet cost and speed, selected countries, 2020



Source: Authors' elaboration based on International Telecommunication Union (2019), Country ICT Data (database), <https://www.itu.int/en/ITU-D/Statistics/Pages/stat/default.aspx> and Ookla (2020), <https://www.speedtest.net/global-index>, To be featured in the forthcoming Production Transformation Policy Review of Egypt.

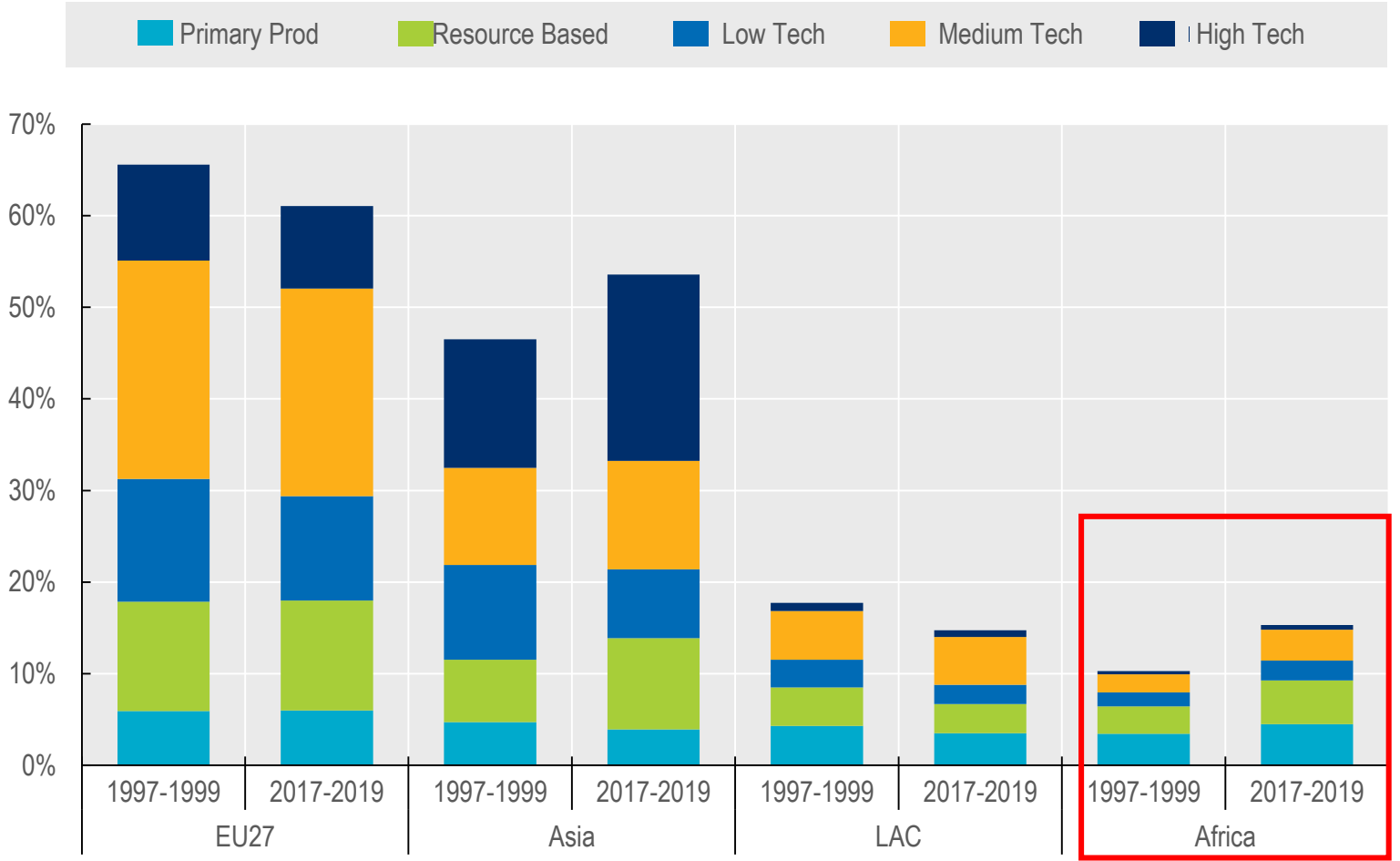
Number of cellular Internet of Things (IoT) connections per 100 people, 2019
Selected countries and OECD median



Source: Authors' elaboration based on GSMA (2019), GSMAintelligence, <https://data.gsmaintelligence.com/> and Crunchbase (2019), database, <https://www.crunchbase.com>

Unleashing the potential of AfCFTA to industrialise the continent: **DIRECTION**

Intra regional trade by degree of technological classification, Africa and selected regions, 1997-99 and 2017-19

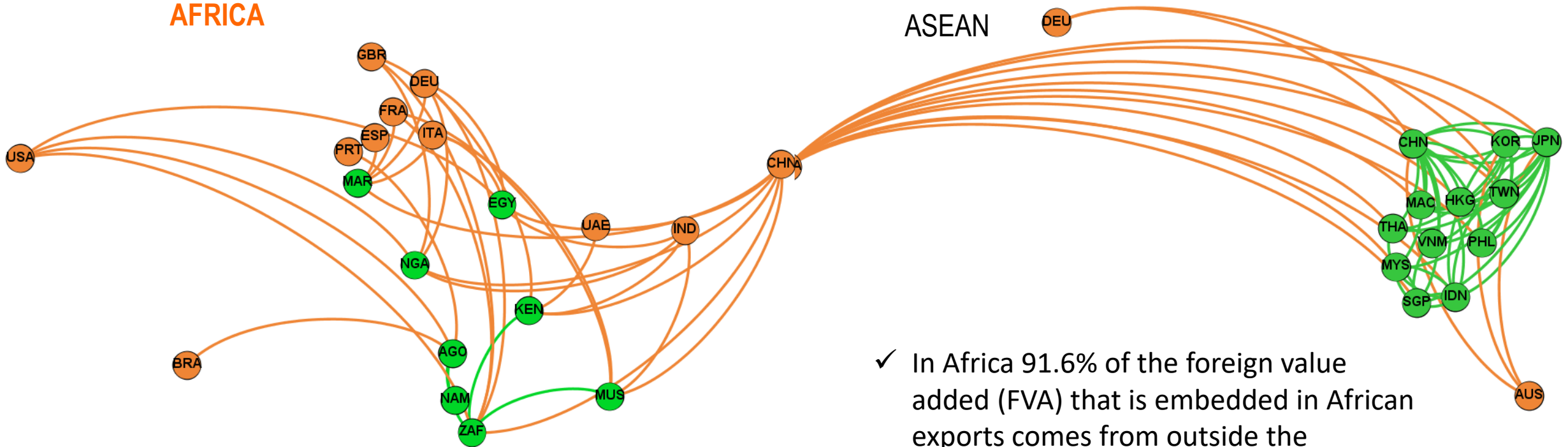


Note: LAC stands for Latin America and the Caribbean; Asia includes the definition of the United Nation regional aggregation of East-Asia, South- Asia and South-East Asia <https://unstats.un.org/unsd/methodology/m49/>
 Source: Authors elaboration based on UN Comtrade database, 2020 <https://comtrade.un.org/>

Unleashing the potential of AfCFTA to industrialise the continent: **NETWORKS**

Top economies in Africa and ASEAN by total foreign value added embedded in exports and their top 5 sources, 2018

AFRICA

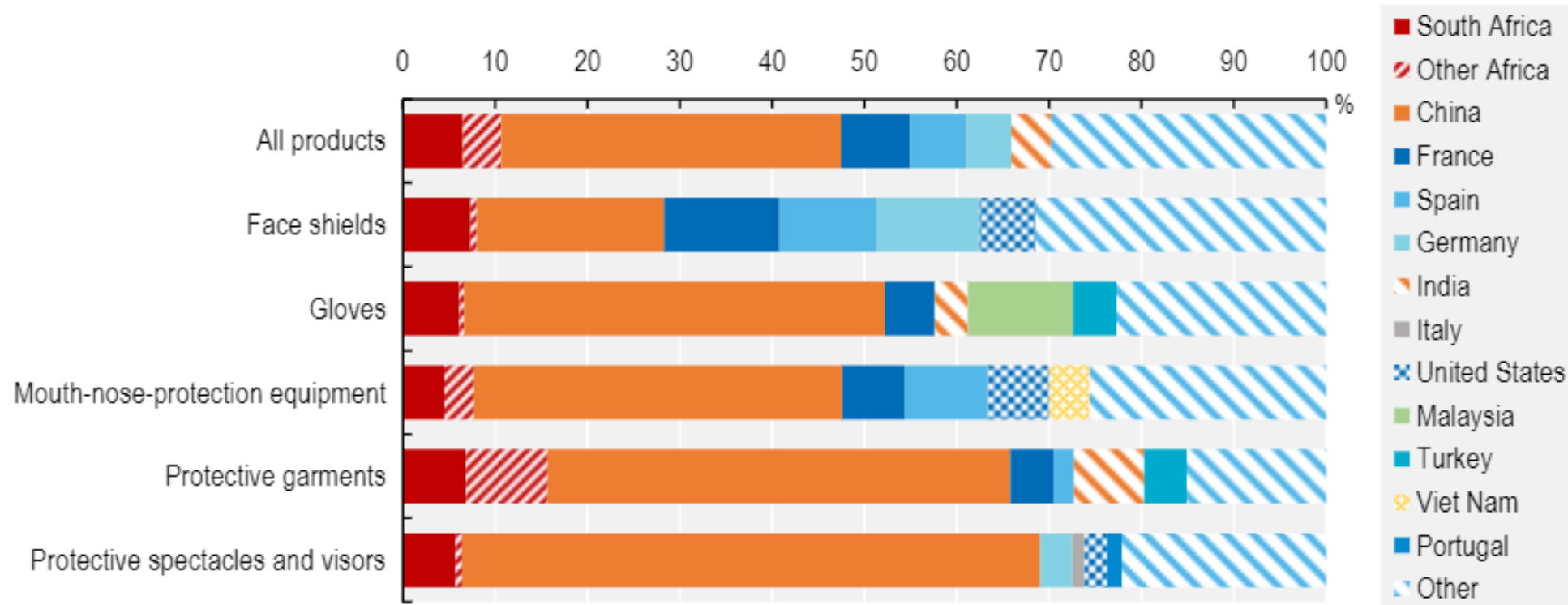


- ✓ In Africa 91.6% of the foreign value added (FVA) that is embedded in African exports comes from outside the continent.
- ✓ In East and South East Asia figure is 48.6%

Note: Figure includes countries whose total foreign value added embedded in exports is higher than the world median
Source: Authors' analysis on UNCTAD-Eora Global Value Chain Database, <https://worldmrio.com/unctadgvc/>.
To be featured in the forthcoming Production Transformation Policy Review of Egypt.

Unleashing the potential of AfCFTA to industrialise the continent: NETWORKS

Africa's imports of personal protective equipment (PPE), by country of origin, 2016-18 Share of total imports, 2016-18 (%)



Note: The classification for PPE follows the methodology of Bown, C. (2020), COVID-19: China's exports of medical supplies provide a ray of hope, Peterson Institute for International Economics <https://www.piie.com/blogs/trade-and-investment-policy-watch/covid-19-chinas-exports-medical-supplies-provide-ray-hope>. It is based on the definitions provided by the Commission Implementing Regulation (EU) 2020/402 of 14 March 2020 making the exportation of certain products subject to the production of an export authorization.

Source: [OECD/ECA \(2020\) Africa's Response to COVID-19: What roles for trade, manufacturing and intellectual property?](#)

OECD INITIATIVE FOR POLICY DIALOGUE ON
**GLOBAL VALUE CHAINS,
PRODUCTION TRANSFORMATION AND DEVELOPMENT**



PLATFORM
ON INVESTMENT AND PRODUCTIVE
TRANSFORMATION IN AFRICA

African Union OECD dev DEVELOPMENT CENTRE

The graphic features a yellow map of Africa on an orange background with a grid pattern. Below the map are various icons representing infrastructure and industry: a lightbulb, a ship, a bus, a wind turbine, a bridge, a factory, solar panels, and a road with people walking.

**AFRICA'S DEVELOPMENT
DYNAMICS**
DIGITAL TRANSFORMATION FOR QUALITY JOBS

2021

The graphic features a purple background with a stylized map of Africa in the center, composed of geometric shapes. At the bottom, there are logos for the African Union, OECD, and OECD Development Centre, along with the year '2021'.

OECD Development Pathways
**Production Transformation
Policy Review of Egypt**
FORTHCOMING

EGYPT

United Nations
Economic Commission for Africa

Deutsche Gesellschaft für Internationale Zusammenarbeit (GIZ) GmbH

The graphic features a red background with a large white arrow pointing right. Inside the arrow are various icons representing different sectors: a globe, a factory, a person, a tractor, and a medical symbol. To the right of the arrow, the word 'EGYPT' is written vertically. At the bottom, there are logos for OECD, OECD Development Centre, AFREXIMBANK, UNEP, and UNIDO. Below these are the logos for the United Nations Economic Commission for Africa, German cooperation, and giz (Deutsche Gesellschaft für Internationale Zusammenarbeit).